

# HEADS IN, HEARTS IN

## Roll-a-Story

### Instructions for Set-Up

#### Supplies

- “Guide for Families” handout
- Clear plastic standup display (optional)
- “Roll-a-Story” handout
- “My Story” worksheet
- 4-6 dice
- Pencils, pens or markers
- Display table


#### Activity Preparation

- ▶ Purchase or locate items on supply list.
- ▶ Print one copy of the “Guide for Families” handout. Laminate or place in a clear plastic standup display to allow participants to see it more readily.
- ▶ Print 5 to 10 copies of the “Roll-a-Story” handout on durable paper or laminate.
- ▶ Print “My Story” worksheet on durable paper – one per participant.
- ▶ Set up the display table with appropriate supplies.





# HEADS IN, HEARTS IN



## Roll-a-Story Guide for Families

### Learning Objectives

#### What you need to know:

Writing is an important part of literacy. Creativity and writing build strong readers! Stories can include three main parts:

1. The **character** or **characters** can be people or animals that the story is about.
2. The **setting** is the place where the story happens.
3. The **problem** is something that the characters must face or solve by the time the story ends.

#### What you will do and learn:







You will demonstrate an understanding of how to start a story. You will use the prompts to begin to build and develop a story with three different parts.

### Instructions

1. Look at the “Roll-a-Story” handout.
2. Take a “My Story” worksheet and using a writing utensil, put your name at the top.
3. You will save the story title space for later.
4. To find out who or what the main character is, roll the dice.
5. Find the matching number on the “Roll-a-Story” handout and write down the matching character. (For example, if you rolled a “5,” your main character is a teacher. You would write “teacher” on the line next to “character.”)
6. Repeat the same process for the setting and problem.
7. Once you have your information, write your story!
8. Don’t forget a title!
9. Take your story home and read it to others.

# Roll-a-Story

## Roll-a-Story Handout

# on Dice	Character	Setting	Problem
	A very small fairy	In a library	Got caught in the rain
	A superhero with magical powers	At the beach	Sat on an egg
	A big, brown, angry bear	At the circus	Forgot how to get home
	A friendly, singing dragon	In a school	Drank a magical potion
	A teacher	On a hot tropical island	Discovered he or she could run very fast
	A very strong football player	Inside a restaurant	Found a secret note

# Roll-a-Story

## My Story Worksheet

Name: \_\_\_\_\_

**Story Title:**

**Character:**

**Setting:**

**Problem:**