


4-H, FFA & OTHER YOUTH FAIR PREMIUM BOOK



SEASONS TO CELEBRATE

September 15 - 21, 2024


St. Joseph County Grange Fair

P.O. Box 578

Centreville, MI 49032



18 U.S.C. 707



Welcome to the 174th St. Joseph County Grange Fair
St. Joseph County Grange Fair Association

Officers

Fair Manager..... Christina Yunker	Secretary..... Mindy Timm
President Keith Bower	Treasurer..... Kristine Kirsch
Vice-President..... Angie Mingus	

Directors

Stacey Bower	John Tate
Charlie Carpenter	Mark Trowbridge
Deb Cupp	Barb Weston
Debbie Davis	Ron Weston
Lisa DeLeo	Bill Younts
Bill Lindsley	

Open Class Superintendents/Fair Board Committees

**Chairperson of the committee or Superintendent, **Co-Chairperson or Co-Superintendent*

4-H Liaison	*Debbie Davis, **Kristine Kirsch, Kayla Mitchell (4-H Program Coordinator)
Annex Building	*Fair Office, **Fair Manager
Association Newsletter	*Mindy Timm
Beer Tent.....	*Eula Finnerman, **Angie Mingus
Birthing Tent.....	*Bill Younts, **John Tate
Blanket Wheel.....	*Jim Hart, **Shirel Hart
Building & Grounds.....	*Angie Mingus, **Bill Lindsley
Camping	*Mike Sherman
Cattle (Beef and Dairy).....	*Steve Trattles
Community Tent & Free Stage	*Barb Weston, **Ron Weston, Tom Miller
Courtesy Carts	*Deb Cupp, **Debbie Davis
Draft Horses/Ponies	*Kristine Kirsch
Emergency Medical	*Kristine Kirsch
Fair Week Grandstand & Events	*Keith Bower, **Mindy Timm
Fair Week Maintenance	*Charlie Carpenter, **Bill Younts
Finance, Wages, Budget.....	*Kristine Kirsch, **Bill Younts
Fund Raising & Sponsorship.....	*Angie Mingus, **Barb Weston
Goats	*Jess Wood
Grange Building	*John Tate, **Darlene Tate
Grange Exhibit.....	*Keith Bower, **John Tate, Charlie Carpenter
Grant/Legacy.....	*Bill Younts, **Mindy Timm
Hall of Fame/Awards	*Bill Younts, **Lisa DeLeo
Heritage Hall/Park.....	*Angie Mingus, **Keith Bower
Heritage Hall	*Ron Weston, **Barb Weston, Gail Miller
Heritage Park Antique Tractors	*Keith Bower, **Taya Bower
Heritage Park Educational Area	*Barb Weston, **Ron Weston
Heritage Park Farm to Garden	*Mark Trowbridge, **Ella Yunker
Ice	*Keith Bower, **Deb Cupp
Livestock Office (Open Class).....	*Debbie Davis
Marketing.....	*Mindy Timm, **Stacey Bower
Nominating & Elections	*Stacey Bower, **Mindy Timm
Parking Lot.....	*Keith Bower, **Angie Mingus
Personnel	*Stacey Bower, **Barb Weston
Policy/By-Laws.....	*Mark Trowbridge, **Debbie Davis
Poultry	*Norma Switalski, **Regina Schinker
Public Relations	*Mindy Timm
Speed Office	*Stacey Bower, **Charlie Carpenter
T-shirt Sales	*Barb Weston
Technology.....	*Mark Trowbridge, **Mindy Timm

The St. Joseph County Grange Fair Association is a member of Michigan Association of Fairs & Exhibitions, International Association of Fairs & Exhibitions, Outdoor Amusement Business Association, United States Trotting Association, Michigan Harness Horsemen Association, Three Rivers Chamber of Commerce, Sturgis Chamber of Commerce and National Independent Concessionaires.

Fair Admission, Ticket and Camping Information

2024 St. Joseph County Grange Fair

Gate Admission Passes

Fair gates open at 8:00 a.m. each day Sunday, September 18 through Saturday, September 24.

Adults.....	\$10.00
Children 11-16 years old.....	\$5.00
Children 10 years and under.....	FREE

Flex-Pass (7 admission passes into the fair):

- Purchased before Sept. 1..... \$50.00
- Purchased Sept. 1 and after..... \$60.00
- Early Bird Special (one flex pass and one grandstand ticket to each grandstand event) \$120.00

Parking (Sunday through Saturday)..... FREE

Special Day Prices (8:00 a.m. to closing)

- Monday - Kids Day, 18 and under FREE
- Tuesday - Hometown Hero Day (Firefighters, EMT, Dispatch, Victim Services, Medical, Law Enforcement) \$5.00
- Wednesday - Seniors Day (62 and older).... \$5.00
- Friday - Veterans' Day (including spouse)... \$5.00

Grandstand Show Tickets

No refunds on show tickets. No smoking is allowed in grandstands or bleachers. No laser lights are allowed in the grandstand or track.

Harness Racing (Mon. & Tues. at 12 p.m.).....	FREE
Antique Tractor Pulls (Friday at 8 a.m.).....	FREE
DeWayne Spaw (Saturday & Sunday).....	FREE
Fireworks & Admission Sunday, September 22..	FREE

Grandstand Shows:

	<u>Pit Passes</u>	<u>Adult</u>	<u>Child (5-12)</u>
Sunday - Farm Truck Pulls & Semi Pulls at 3 p.m.			
	\$20.00	\$12.00	\$6.00
Monday - Super Kicker Rodeo at 7 p.m.			
	\$20.00	\$12.00	\$6.00
Tuesday - Too Hot to Farm Tractor Pulls, Semi Pulls, and National Truck Pulling Legends (NTPL) at 7 p.m.			
	\$20.00	\$12.00	\$6.00
Wednesday - TNT Bump N Run & Demo Derby at 7 p.m.			
	\$20.00	\$12.00	\$6.00
Thursday - KOI Dirt Drags at 7 p.m.			
	\$20.00	\$12.00	\$6.00
Friday - Regional Show NTPA Modified Truck & Tractor Pulls at 7 p.m.			
	\$25.00	\$15.00	\$6.00
	\$25.00	\$12.00	\$6.00
Saturday - Regional Show NTPA Modified Truck & Tractor Pulls at 7 p.m.			
	\$25.00	\$15.00	\$6.00

Michigan State Law Regarding Fair Admissions: Any person who shall wrongfully or maliciously gain admission to the fairgrounds contrary to the rules of said society, shall be deemed guilty of a misdemeanor, and upon conviction shall be subject to a fine of not less than one (1) or more than twenty-five (25) dollars, or imprisonment not exceeding thirty (30) days, or such fine and imprisonment both, at the discretion of the court before whom the offender may be tried.

Fair Camping

Reserve your campsite now for \$275.00 for all non-upgraded electrical sites and \$325 for all upgraded electrical sites for two weeks of camping. Call the fair office at 269-467-8935 for reservations! All prices are subject to change.

- Week Admission Pass (limit 3 per campsite) \$35.00/person

St. Joseph County Grange Fair camping rules (in accordance with the Michigan Health Department):

- The electric company requires all extension cords to be 12 ga. or larger.
- All campers in the upgraded area will require a 30amp RV plug or adapter.
- All campers, including pre-registered campers MUST check in with the camping office upon arrival to fill out papers and get passes.
- All campers MUST pay upon arrival
- All campers MUST have a permit
- All campers use Nottawa Drive-in Gate
- NO Gray Water pits
- No campfires or fire pits allowed
- Bicycles are NOT allowed on fairgrounds
- Each person in the camper must have a season pass, which can be purchased from the camping superintendent.
- All pets brought to the Fairgrounds must have appropriate papers and shots and be confined to the immediate campsite area. Pets may NOT accompany owners into commercial buildings, livestock barns, or on the grounds outside of the owner's campsite. Violation will be grounds for expulsion from the Fairgrounds and campsite with no refund.
- All pets shall be on a 6' leash and never unattended
- Only one (1) car per campsite
- NO refunds to persons leaving early.
- Camping superintendent has the authority to ask campers to move or leave the grounds.



4-H Project Index - 2024 St. Joseph County Grange Fair

<u>Section</u>	<u>Page</u>	<u>Section</u>	<u>Page</u>
Department 2 - Dairy		Department 61 - Culinary Arts	
Dairy Cattle	11	A Cake Decorating.....	42
Department 4 - Beef		B Candy Making.....	43
Beef Cattle	12	C Food Preparation.....	44
Dairy Beef	14	D Food Preservation	45
Department 6 - Sheep		E Food Drying	45
Sheep.....	16	F Nutrition & Fitness	45
Department 8 - Goats		G Outdoor Meals	46
Goats	18	Department 62 - Fine Arts	
Department 10 - Swine		A Ceramics	46
Swine	21	B Hand-Molded Pottery.....	47
Department 12 - Poultry		C Cartooning	47
Poultry.....	22	D Drawing	47
Department 14 - Rabbits		E Painting.....	48
Rabbits.....	26	F Sculpture	48
Department 16 - Horses & Ponies		Department 63 - Folk Arts	
Horses & Ponies	28	A Wardrobe Personalization	48
Department 22 - Cats & Dogs		B Ball-Point Tube Painting.....	48
Cats & Cat Care	35	C Caning	49
Dog Care & Training	37	D Ink on Glass.....	49
Department 60 - Needlework		E Jewelry Making.....	49
A Crocheting.....	40	F Latch Hook	49
B Creative Crocheting	40	G Leathercraft	50
C Knitting	40	H Leatherwork.....	50
D Creative Knitting.....	41	J Macramé.....	50
E Sewing	41	K Macramé - Life Skills	50
F Creative Sewing.....	41	L Paint-by-Number	50
G Candlewicking/Embroidery/Needlepoint/ Other Needlecraft (not listed).....	41	M Other Crafts (Original Work).....	51
H Counted Cross-Stitch.....	42	N Other Crafts (From a Kit).....	51
J Plastic Canvas	42	P Gift Wrapping.....	51
K Quilts & Comforters.....	42	Q Other Creative Arts (not listed).....	51
L Quilting (Other than Quilts).....	42	R Basket Making	51
		S Blacksmithing	52
		T Buckskinning/Indian Lore	52
		U Calligraphy.....	52
		V Candle Making.....	52
		W Stenciling.....	52
		X Tin Punch	52
		Y Weaving.....	53
		Z Wood Burning.....	53
		ZA Wooden Toys	53
		ZB Other Folk Arts (not listed).....	53
		ZC Woodworking.....	53
		ZD Woodworking - Fine Arts	54
		ZE Puzzles	54
		ZF Soap Making - Melt & Pour.....	54
		ZG Soap Making – Made with “Lye”.....	54
		ZH Scrapbooking.....	55
		ZJ Rubber Stamping.....	55
		Department 64 - Photography	
		Photography	55

4-H Project Index - 2024 St. Joseph County Grange Fair

Section Page

Department 66 - Agriculture

A	Corn	57
B	Hay.....	58
C	Small Grains	58
D	Soybeans	58
E	Weeds and/or Crops (not listed)	58

Department 67 - Floriculture

A	Flower Arranging.....	58
B	Fall Ornamentals.....	59
C	Decorated Pumpkins.....	59
D	Flower Gardening	59

Department 68 - Horticulture

A	Great Pumpkin	59
B	Indoor Gardening	60
C	Vegetable Gardening	60

Department 69 - Sciences

A	Animal Science	60
B	Aquatic Science	61
C	Veterinary Science.....	61
D	Pocket Pets.....	61
E	Horse Science.....	61
F	Goat Science/Husbandry	61
G	Poultry Science	61
H	Rabbit Science.....	62
J	Aerospace.....	62
K	Computer Science	62
L	Computer Graphics.....	62
M	Electrical Science.....	62
N	Engines - Automobile.....	63
P	Engines - Small.....	63
Q	Engines - Tractor	63
R	Model Construction - General	63
S	Model Construction - Snap-Together.....	63
T	Model Construction - Specialty	64
U	Diorama (3D Miniature Model).....	64
V	Weather and Climate	64
W-Z	Robotics	64

Department 70 - Natural Resources

A	Beekeeping	65
B	Birds.....	65
C	Conservation of Natural Resources	65
D	3R's Creative Conservation	66
E	Recyclable Art.....	66
F	Entomology	66
G	Entomology - No Kill	66
H	Fish	66
J	Forestry	66
K	Mammal	67
L	Rocks & Minerals	67
M	Taxidermy	67
N	Wildflowers.....	67

Section Page

Department 71 - Organizations

A	Herdsmanship	67
B	4-H Club Banner.....	68
C	4-H Club Display.....	68
D	4-H Promotional Display.....	68

Department 72 - Educational Projects

A	Career Exploration.....	68
B	Personal Appearance	68
C	Coin Collections.....	69
D	Stamp Collections.....	69
E	Other Collections (not listed)	69
F	Creative/Illustrated Writing	69
G	Self-Determined Project	70
H	Emergency Preparedness	70
J	Fire Prevention	70
K	First Aid	70
L	Health	70
M	Physical Fitness.....	71
N	Safety	71
P	Substance Abuse Prevention	71
Q	Child Care.....	71
R	Family Life	71
S	Genealogy	71
T	Home Design.....	72
U	Rugs	72
V	Landscaping	72
W	Citizenship	72
X	Teen Leadership.....	72
Y	Bicycle Care/Safety/Touring	73
Z	Fish, Fun & Fellowship	73
ZA	Fly Tying.....	73
ZB	Kite Flying.....	73
ZC	Recreation Ideas/Games Kit.....	73
ZD	Shooting Sports - Notebook	73
ZE	Shooting Sports - Riflery.....	74
ZF	Shooting Sports - Shotgun	74
ZG	Shooting Sports - Archery	74
ZH	Sports (Individual).....	74
ZJ	Sports (Team).....	74
ZK	Cloverbud Projects	74

Department 73 - Demonstrations

A	Sweepstakes Showmanship.....	75
B	Modeling	75
C	Demonstrations (Animal Project).....	75
D	Demonstrations (Still Projects)	76
E	Public Speaking/Illustrated Talk	76
F	Dance	76
G	Drama.....	77
H	Music (Instrumental).....	77
J	Music (Vocal).....	77
K	Other Performing Arts (not listed).....	77

Saturday, September 7

Carcass weigh-in..... 10:00 a.m.

Tuesday, September 10

Carcass Goat Evaluation..... 5:30 p.m.
Carcass Hog Evaluation..... 6:00 p.m.
Carcass Sheep Evaluation..... 6:30 p.m.
Carcass Beef Evaluation..... 7:00 p.m.

Wednesday, September 11

Dog Skill-A-Thon 5:30 p.m.

Thursday, September 12

4-H Cat Show 6:00 p.m.

Friday, September 13

Poultry Check-In..... 4:00 p.m.
Rabbit Check-In..... 4:00 p.m.
Sheep Check-In..... 4:00 p.m.
Swine Check-In 4:30 p.m.
Dairy Cattle Check-In 5:00 p.m.

Saturday, September 14

4-H Dog Show 8:30 a.m.
Beef & Dairy Beef Check-In 8:00 a.m.
Goat Check-In 8:00 a.m.
Sheep Check-In..... 8:00 a.m.
Swine Check-In 8:00 a.m.
Dairy Cattle Check-In 8:00 a.m.
4-H Still Exhibit Projects Check-In... 9:00 a.m.
4-H Livestock Skill-A-Thons* 2:00 p.m.
4-H Poultry Interviews 2:00 p.m.
4-H Rabbit Interviews 2:00 p.m.
4-H Dairy Cattle Interviews..... 3:00 p.m.
*Skill-A-Thons and Interviews will end at 6:00 p.m.

Sunday, September 15

4-H Horse Show (Day 1)..... 8:30 a.m.
4-H Rabbit Show..... 9:00 a.m.
4-H Poultry Show 10:30 a.m.
4-H Swine Interviews 9:00 a.m.
4-H Goat Interviews 9:00 a.m.
4-H Sheep Interviews..... 9:00 a.m.
4-H Beef Interviews..... 9:00 a.m.

Monday, September 16

4-H Horse Show (Day 2)..... 8:30 a.m.
4-H Goat Show 8:30 a.m.
4-H Swine Show 9:30 a.m.
Open Class Goat Show 10:00 a.m.

Tuesday, September 17

4-H Horse Show (Day 3)..... 8:30 a.m.
4-H & Open Class Beef Cattle Show 9:00 a.m.
4-H Dairy Beef Show 9:00 a.m.
4-H Sheep Show..... 4:00 p.m.

Wednesday, September 18

4-H & Open Class Dairy Cattle Show 10:00 a.m.
4-H Demonstrations/Performances/
Public Speaking/Illustrated Talks..... 3:00 p.m.
4-H Animal Project Demonstrations. 3:00 p.m.
4-H "Style Revue" 6:45 p.m.

Thursday, September 19

4-H Small (Market) Animal Sale..... 10:00 a.m.
4-H Large (Market) Animal Sale 10:30 a.m.

Friday, September 20

4-H Sweepstakes Showmanship
Contest..... 7:00 p.m.
4-H Fun Night..... 9:00 p.m.

Saturday, September 21

4-H Horse Show (Day 4) 8:00 a.m.
Livestock Judging Contest..... 10:00 a.m.

**** ALL TIMES ARE SUBJECT TO CHANGE ****



...To Make the Best Better.

St. Joseph County 4-H Youth Program

4-H Youth Division Code of Conduct for Exhibition at the St. Joseph County Grange Fair

Sponsorship: The St. Joseph County 4-H Youth Program is the non-formal youth educational component of Michigan State University Extension, which is jointly funded by the United States Department of Agriculture, Michigan State University, St. Joseph County Grange Fair Association and the St. Joseph County Board of Commissioners. Many St. Joseph County businesses, civic organizations and private individuals provide materials and financial support for the 4-H program.

4-H Clubs: 4-H clubs are comprised of groups of five or more young people between the ages of 5 and 19 years in urban, suburban, small town and rural settings. 4-H clubs carry out a wide variety of educational projects in civic and community service, agriculture, home economics and other areas. Volunteer adult leaders and older 4-H members enrolled in the 4-H Teen Leadership project give 4-H members direction and leadership.

4-H clubs function democratically. 4-H members run their own clubs with the guidance of adult leaders, elect officers, help plan and hold meetings and select educational projects. Each club drafts its programs to suit its members and the localities in which they live.

Current Situation: 121 Cloverbud members ages 5-7 and 546 4-H members ages 8-19 are enrolled in 4-H this year (2024). These youth are members of one or more of the 19 4-H clubs in the county. These 4-H members have planned and conducted meetings and completed projects with the help and guidance of over 175 adult volunteer leaders and 11 teen leaders.

Emblem Colors and Pledge: The national 4-H emblem is a four-leaf clover with a letter "H" on each leaf. Club colors are green and white. The white background on the 4-H flag symbolizes purity. The green of the emblem represents nature's most common color, and is symbolic of youth, life and growth. The national 4-H pledge reads as follows:

I pledge My head to clearer thinking,
My heart to greater loyalty,
My hands to larger service,
My health to better living,
for my club, my community,
my country, and my world.

Contributions made by local businesses, civic organizations and private individuals help provide 4-H citizenship, leadership and "life skills" development activities throughout the year.

>>>><<<<

In an effort to promote high standards of character and service to the community, the St. Joseph County Grange Fair Board, MSU Extension 4-H Youth Development, and the St. Joseph County 4-H Youth Council endorse the following code of conduct, which represent:

Conduct Expectations: Fair and 4-H officials expect courteous and orderly conduct by all exhibitors and fair attendants. **Harassment, profanity or unsportsmanlike conduct toward officials, judges, show manager, staff, leaders or other exhibitors will not be tolerated.**

Members:

All 4-H members in St. Joseph County MSU Extension activities will:

- Accept their responsibility to represent St. Joseph County 4-H and MSU Extension programs with dignity and pride by being positive role models.
- Conduct themselves in a courteous and respectful manner and exhibit good sportsmanship.
- Respect, adhere to and enforce the rules, policies and guidelines established by St. Joseph County 4-H and MSU Extension programs.
- Abstain from and not tolerate physical or verbal abuse, profanity or threatening behavior.
- Comply with equal opportunity and antidiscrimination laws.
- Abstain from criminal activities.
- Under no circumstances, possess, sell or consume alcohol or possess, sell or use controlled substances or use any form of tobacco at an MSU Extension activity or event.
- Under no circumstances, attend or participate in an MSU Extension activity or event under the influence of alcohol and/or controlled substances.
- Operate machinery, vehicles and other equipment in a responsible manner
- Accept and respect decisions made by the St. Joseph County 4-H Youth Council and MSU Extension Staff.
- Under no circumstances steal or misuse 4-H property and/or donated funds

Failure to follow the code of conduct can result in discipline and penalties as stated on page 9.

Volunteers:

All 4-H Volunteer Leaders in St. Joseph County MSU Extension Activities will:

- Accept their responsibility to represent St. Joseph County 4-H and MSU Extension programs with dignity and pride by being positive role models.
- Conduct themselves in a courteous and respectful manner and exhibit good sportsmanship.
- Respect, adhere to and enforce the rules, policies and guidelines established by St. Joseph County 4-H and MSU Extension programs.
- Abstain from and not tolerate physical or verbal abuse or profanity.
- Comply with equal opportunity and anti-discrimination laws.
- Avoid criminal activities.

- Under no circumstances, possess, sell or consume alcohol or possess, sell or use controlled substances at an MSU Extension activity or event.
- Under no circumstances, attend or participate in an MSU Extension activity or event under the influence of alcohol and/or controlled substances.
- Accept the responsibility to promote and support MSU Extension program to develop an effective, county, state and national program.
- Operate machinery, vehicles and other equipment in a responsible manner.
- Accept and respect decisions made by the St. Joseph County 4-H Youth Council and MSU Extension Staff.
- Under no circumstances steal or misuse 4-H property and/or donated funds.

All MSU Extension volunteers must comply with the MSU Extension Volunteer Code of Conduct.

>>>><<<<

St. Joseph County Grange Fair 4-H/FFA & Other Youth Division

General Rules

1. **Exhibitor Eligibility:** Entry in the 4-H/FFA & Other Youth Division is open to all youth ages 8-19 by January 1 (Cloverbud members ages 5-7 by January 1) of the current year who are duly enrolled (at the St. Joseph County MSU Extension Office) members of a St. Joseph County 4-H club or FFA chapter, or any other youth. Members must be enrolled in 4-H Online by May 1.
 - A. 4-H/FFA & Other Youth members will herein be referred to as "exhibitors". All youth exhibitors must adhere to the rules in the 4-H/FFA & Other Youth Fair Premium Book regardless of terminology. 4-H will be used as an identifier for superintendents and procedures within this youth division as managed by the MSU Extension office.
2. **Exhibit Eligibility:** Following are the rules governing exhibit eligibility:
 - A. Exhibitors may enter only one exhibit per class, unless otherwise noted.
 - B. The youth exhibitor must complete all exhibits.
 - C. School projects are not eligible as 4-H exhibits.
 - D. Exhibitors may not exhibit in a class that they have exhibited in at another fair during the current year.
 - E. Youth exhibitors may not enter an exhibit that has been exhibited at another fair.
 - F. Exhibitors may not participate in St. Joseph County Sweepstakes if participated in a sweepstakes contest in another county in the current year.
3. **Liability:** The following is the policy of the St. Joseph County Grange Fair Association:
 - The St. Joseph County Grange Fair Association, its agents, volunteers and employees shall not be held liable in case of injury to exhibitors, concessionaires, or the public on the grounds of the St. Joseph County Grange Fair.
 - Every possible protection and courtesy will be extended to all at the St. Joseph County Grange Fair,

- but the St. Joseph County Grange Fair Board/Association shall not be responsible for any loss of exhibits, animals or equipment in case of fire, theft or loss from any other cause.
4. **Final Entries:** Each exhibitor must complete and submit a 4-H/FFA & Other Youth Division Entry Form by Monday, August 12, 2024. **Horse entry forms are due by August 1, 2024.** Both deadlines are subject to change. Forms available online for download at www.canr.msu.edu/st_joseph/4-h/4_h_fair.
 5. **Still Project Excused Absence:** exhibitors who are unable (for a valid and excused reason) to be present for their still exhibits evaluation must:
 - A. Contact the Extension 4-H Program Coordinator prior to the fair to request approval of the absence.
 - B. Complete a one-page "Absentee Project Report Form" for each still project.
 - C. Arrange to have project(s) and absentee project report(s) delivered to the fair during the regular still exhibit project evaluation time.
 6. **Livestock Excused Absence:** exhibitors who are unable (for a valid and excused reason) to be present for their livestock evaluations must:
 - A. Contact the Extension 4-H Program Coordinator prior to the fair to request approval of the absence.
 - B. Complete a Market or Breeding record book for each livestock project for which he/she is enrolled.
 - C. Arrange to have project(s) and Market or Breeding record book delivered to the 4-H Program Coordinator by 4:00 p.m. Friday, September 6, 2024.
 - D. Make up Skill-A-Thon.
 7. **Emergency Absence:** Emergency absences should be brought to the attention of the 4-H Program Coordinator **in writing** as soon as possible for approval.
 8. **Fair Passes and Exhibit Tags (subject to change):**
 - A. Exhibitors (11-19 years of age), registered 4-H leaders (approved by the 4-H Program Coordinator), and FFA advisors will be issued a fair admission pass.
 - B. Still project exhibitors must have their exhibit tag(s) in hand before starting through the project evaluation process. Exhibit tags can be picked up in Building #46 (red barn), unless otherwise stated on Saturday, September 14, 2024 starting at 8:30 a.m.
 9. **Judging:**
 - A. The judge's decision is final.
 - B. All animal and still project exhibits will be judged according to the "Danish" (A, B, C) judging system unless otherwise noted. Each exhibit will be judged on its individual merit and an A, B or C ribbon and associated premium awarded accordingly.
 - C. All other classes will be judged in competition against each other and 1st-8th place "placing" ribbons and premiums awarded as indicated for each class.
 - D. Cloverbuds are encouraged to exhibit the work they complete in their 4-H groups or clubs. The setting must be noncompetitive, with equal recognition given to all participants. Participation ribbons will be given to all participants in Cloverbud classes.
 10. **Premiums:** Premium table numbers are listed directly under each section heading (and in some cases for a given class), and refer to one of the premium payment tables inside back cover of the fair book. **Note:** In the event the receipts of the fair or MDA funding are insufficient to pay the expenses and premiums in full, the premiums will be prorated among those entitled to premiums.

General Exhibitor Livestock Rules

Introduction: The 4-H program is educational by design. Its first priority is to help youth develop character, community service and skills in preparation of serving others in society. All youth exhibitors will be held to the same standard and should strive to present the animals they have in the best manner possible. Each exhibitor should willingly teach others the things they have learned and are learning in their project experience. Because of the priority of developing high character and service to others, all livestock exhibitors and families will care for and prepare their animals for showing in the areas designated by the appropriate livestock superintendent so that all exhibitors and families can learn from each other.

Preparation, Care & Exhibition of Animals

1. **Animals will be treated Humanely:** All animals shall be brought to the fairgrounds in a clean and presentable fashion. All exhibitors and families shall provide feed and water daily between **6:00 - 8:00 a.m.** and **6:00 - 8:00 p.m.** All exhibitors and families shall not inflict undue pain for any purpose. If there is a question about the appropriateness of any treatment of an animal, the member or family members should get permission from the superintendent before implementing the practice. Abusive use of show aids will not be tolerated. Parents may intervene if safety or excessive handling is observed.
2. **“Report to Superintendent Immediately”** tags will be placed on any pen where animals have not been properly cared for by the exhibitor; *Explanation of tagging process:* 1st yellow tag = warning - verbal. 2nd yellow tag = written warning. Red tag results in loss of privileges and may result in loss of monies. Refer to the project Animal Certification/Care form for full details.
3. **Proper Fitting and Representation of Animal Information:** The exhibitor is responsible for preparing their animal for presentation during the show. Immediate family members, grandparents, legal guardians, other current-year St. Joseph County 4-H members, or St. Joseph County 4-H leaders may **assist** them during fair week. However, the **exhibitor must actively participate in the grooming of the animal** as well. It is expected that the animals will be washed and clipped as allowed in species rules. Tampering with the color or quality of the animal's coat is not allowed unless species rules provide an exception. If there is a question about the appropriateness of a grooming or fitting technique the appropriate superintendent should be consulted for approval prior to using the technique. Tampering or misrepresentation of ownership, breeding, age, preparation, or other irregularity in exhibiting will be considered fraud and deception. Any use of a professional fitter, groomer, arranger, etc. at the fair facilities is prohibited. Violation of this rule, as determined by the appropriate 4-H Species Superintendent and the St. Joseph County 4-H Program Coordinator will result in the disqualification of the exhibitor and the animal(s) will be removed from the fair facilities and market animals will not be sold at the auction.

11. **4-H Livestock members DO NOT need a current Youth for the Quality Care of Animals (YQCA) certification on file at the MSU Extension office for 2024.**
12. **Ribbons/Rosettes:** Ribbons/rosettes will be awarded in all classes as specified in the Departments, Sections, and Classes detailed in this book.
13. **Trophies/Plaques:** exhibitors who have been awarded a trophy, plaque or other special award **must** write a “thank you” note to each donor(s) in order to take the award(s) home at the conclusion of fair week.
The “thank you” note must be properly addressed, stamped and submitted in exchange for the award in Building No. 43 **10:00 p.m. - 11:00 p.m.** on Saturday, September 21, 2024. The 4-H St. Joseph County 4-H Youth Council sells special 4-H “thank you” note cards (including a pre-stamped envelope) at the 4-H Fair Office. The cost is \$2.00 per card/envelope "set".
14. **Special Awards:** Special awards (rosettes, trophies, plaques, gift certificates, etc.) will be given only for those exhibits judged worthy of this recognition by the judge.
15. **Special Award Codes:**
 - (P) = plaque
 - (R) = rosette appropriate to class
 - (T) = trophy
 - (PR) = plaque & rosette appropriate to class
 - (TR) = trophy & rosette appropriate to class
16. **Project Guidelines:** Refer to specific project guidelines (where they exist) for information on exhibit requirements.
17. **Exhibit and Animal Release:** All still project exhibits will be available to take home **10:00 - 11:00 p.m.** on Saturday, September 21, 2024 and **9:00 - 10:00 a.m.** on Sunday, September 22, 2024. All animal project exhibits will be released at 5:30 a.m. on Sunday, September 22, 2024. **Attention: All exhibits MUST BE GONE by Sunday, September 22, 2024 at 11:00 a.m.** per the St. Joseph County Grange Fair Board.
 - A fine will be assessed against any and all premiums earned on any and all exhibits removed prior to the published release times without the permission of the St. Joseph County 4-H Program Coordinator and the St. Joseph County Grange Fair Board.
18. **Unclaimed Exhibits:** Any project exhibit not picked up by October 31 will either be donated to charity or disposed of as appropriate.
19. **Solicitations:** Solicitations of any nature on the fairgrounds except by contracted concession or commercial rental spaces are prohibited.
20. **Advertising/Free Merchandise:** No person will be permitted to post or display signs, or distribute handbills or merchandise except under fair contract.
21. **Pets:** No pets are allowed on the fairgrounds.
22. **No Smoking Regulation:** No smoking in any building or tent on the fairgrounds by order of the fire marshal.
23. **Golf/ATV/Off-Road Vehicles Policy:** Please check with the St. Joseph County Grange Fair at (269) 467-8935.
24. **Open Class:** The St. Joseph County Grange Fair Board passed the following rule regarding cross-over into open class: youth exhibitors may enter the same animals in appropriate classes in the Open Class division for goats and horses. The 4-H exhibitor will pay entry fees and housing fees.

>>>><<<<

4. **Fraud and Deception:** Fraud and/or deception will not be allowed relative to any exhibit. Fraud and/or deception is defined to include, but not limited to, the following:
 - A. Tampering, altering, and/or misrepresentation relative to non-livestock projects (i.e., a non-livestock project may only be exhibited one time at the Fair).
 - B. Tampering, altering, and/or misrepresentation relative to but is not limited to animal's breeding, age, ownership, and/or method of preparation or completion. (For example, with animal exhibits this includes, but is not limited to coloring that alters or misrepresents breed characteristics, pumping, drenching, and filling).
 - C. Unethical fitting of animal exhibits is defined as the administration of any substance (to include, but not limited to, drugs covered in letter (D) below, blood, oils, steroids, air, chemical substances) or performance of any surgical or nonsurgical procedure altering the animal's configuration or natural conformation of any part of the animal's body, or rendering its tissues unfit for human consumption and is prohibited. Exceptions that are allowed to letters (A) & (B) above include hoof trimming, dehorning, removal of hair, manipulation of normally attached hair, castration, branding, tattooing, ear notching, docking of tails on sheep and swine, and coloring that does not alter or misrepresent breed characteristics.
 - D. MARKET ANIMALS SHALL NOT CONTAIN any identifiable or unidentifiable foreign substance, including drugs, steroids, or chemicals, greater than those standards established by the United States Department of Agriculture (USDA) or Food and Drug Administration (FDA) as permissible for sale for consumption as human food both on day of show and day of shipment to market from the fair. Test samples that may be collected from any animal exhibit shall be free of any foreign substance including any steroids, drug or chemical affecting the central nervous system (for example, stimulants, depressants or pain killers). Refusing such tests will result in disqualification and forfeiture of all awards.
 - E. Species superintendent team may file documentation without filing fees if rules A - D are not followed.
5. **Animal Exhibitor Dress Code:** Exhibitors may not wear any item that promotes their club's name or logo, a farm name, award(s) won by the exhibitor or species or breed associations while exhibiting in animal classes at the fair. **Note:** Volunteers working at the fair in support of a livestock show must also follow the Animal Exhibitor Dress Code during the show. Exhibitors must be dressed appropriately for shows and evaluations as specified in the St. Joseph County 4-H/FFA & Other Youth Fair Premium Book under each species' requirements.
6. **Substitute Exhibitor:** An exhibitor/parent/guardian may request permission **in writing** for a substitute showman from the project superintendent **prior to** the class being shown. Some valid reasons are: personal emergency or an approved scheduling conflict that prevents the exhibitor from being able to show their own animal. The substitute exhibitor must be a current-year St. Joseph County 4-H or FFA member. Substitute showmen are not allowed in Showmanship classes.
7. **Assistant Animal Handlers:** Assistant handlers are allowed when an exhibitor has more than one animal in a market class. The assistant handler must be a current-year St. Joseph County 4-H or FFA member.
8. **Accommodations for Youth with Disabilities:** Accommodations in judging will be given to exhibitors identified on fair entry forms prior to fair in writing as having a disability (physical, mental, emotional and/or learning) that affects their ability to compete effectively with exhibitors without disabilities. Youth with disabilities may be assisted, as necessary, during project evaluation and/or in the show ring by a parent/guardian, 4-H leader or other current St. Joseph County 4-H/FFA member. It will be the responsibility of the "assistant" to inform the judging clerk (in the case of project evaluation) or the show superintendent (in the case of animal science classes) of the reason for his/her presence at the evaluation or in the show ring.
9. **Coaching is prohibited:** Coaching of an exhibitor while they are in the show ring or participating in the evaluation of their project work is prohibited. Coaching is any behavior intended to direct the actions of a given exhibitor during the show or evaluation. Exhibitors determined to be the recipient of coaching may be disqualified from the class at the discretion of the 4-H project superintendent, judge and/or St. Joseph County MSU Extension staff. * Parents may intervene if safety or excessive animal handling is observed.
10. **Examination and Testing of Project Animals:** The St. Joseph County 4-H Youth Council, St. Joseph County 4-H Livestock Association, St. Joseph County 4-H Horse Council, St. Joseph County Grange Fair Board of Directors, and St. Joseph County MSU Extension staff reserve the right to order the examination or testing of any animal for any reason by officials or veterinarians appointed by any of the above-mentioned organizations.
11. **All youth livestock exhibitors** will be held responsible for cleaning and tearing down their project pen/stall at the end of fair. Individuals or clubs may be assessed a \$50.00 fine for failure to do so.
12. All pen/stall cards must be above pen/stalls by **Sunday September 15, 2024 at 12:00 p.m.** Any pen/stall without signs will be yellow tagged.

Filing a Rules Related Complaint

The following procedure will be followed regarding the handling of a rule violation complaint:

1. Contact the appropriate superintendent or assistant superintendent and discuss your concerns with them to determine if rules have been violated. The superintendent may then choose to consult with local St. Joseph County MSU Extension staff. If you are not satisfied with the results of this process, you may file a complaint, see rule 2 and following.
2. Any person interested in bringing a rule violation complaint against an exhibitor must complete, sign and submit a "4-H Rule Violation Complaint Form" to the 4-H Program Coordinator within 24 hours of the alleged violation or becoming aware of the situation and within the seven (7) day fair time frame. Every effort should be made, if possible, to submit a complaint prior to an animal exhibition in a show. This does not guarantee removal of the animal from the show. If an alleged violation happens after exhibition, a complaint form must be submitted no later than the last Saturday of the current fair week by 12:00 p.m. A \$100 cash filing fee per complaint form is due and payable at the time the complaint is filed. If the complaint is upheld, the filing fee will be refunded. If the

complaint is not upheld, the filing fee will go to the St. Joseph County 4-H Youth Council.

3. The exhibitor and/or parent or guardian against whom a 4-H rule violation complaint has been filed has the right to read the complaint.
4. The animal may be placed under quarantine until appropriate examination and collection of samples for testing are completed.
5. The exhibitor or their parent/guardian against whom the complaint is filed (hereafter referred to as the respondent) is required to complete and submit a "4-H Rule Violation Response Form" to the 4-H Program Coordinator within 12 hours of receiving a copy of the "4-H Rule Violation Complaint Form" filed against them. The individual who brought the complaint (hereafter known as the complainant) has the right to read the response form.
6. Both the complainant and the respondent will be asked to appear before the 4-H/Livestock Association Executive Council Complaint Committee for a hearing on the matter. Any youth exhibitor appearing before this committee must have their parents/legal guardians or their designee present and they may speak on behalf of the exhibitor. Each side has a maximum of 10 minutes to present the facts of their case, with the complainant speaking first. Each side also has five minutes for rebuttal. The Committee will deliberate as they determine appropriate and render its decision. **Upon the decision it will be final.**
7. A written copy of the 4-H/Livestock Association Executive Council Complaint Committee's decision and penalties assessed, if applicable will be delivered by the 4-H Program Coordinator to the respondent and the complainant as soon as possible after a decision has been rendered. If, for any reason, a decision regarding the rule violation cannot be rendered until after the fair, both parties will be notified by mail of the Committee's decision.
8. The St. Joseph County Grange Fair Board of Directors has final authority over decisions involving the Fair per the Michigan Department of Agriculture.

4-H/Livestock Association Executive Council Complaint Committee: Committee is comprised of four persons of the St. Joseph County 4-H Youth Council Executive board, the 4-H Program Coordinator, the St. Joseph County Grange Fair Board of Directors 4-H Liaison, as well as Livestock Association Committee members as appropriate. The 4-H Youth Council President, or their designee, will serve as the chairperson. If there is a conflict of interest with any of the above representatives, the 4-H Program Coordinator will choose a designee to stand in place of said representative.

Fair Management Rights: The fair management (governing entity of the event) reserves the right to take cognizance of fraud/deception or violation of rules in connection with a given exhibit and take such action as deemed just and proper. It also reserves the right of MSU Extension, FFA, or their affiliated organizations to take action in a situation when behavior inappropriate to the purpose of 4-H or FFA that is not explicitly addressed in these rules has occurred.

4-H Project Animal Certification/Care Form: All youth exhibitors exhibiting animals at the fair are required to complete the "4-H Project Animal Certification/Care Form" and turn it into their club organizational leader or the MSU

Extension office with fair entry forms by August 12, 2024 (subject to change).

Penalties for Misconduct

When it is determined that a rule has been violated or misconduct has occurred while exhibiting in the 4-H/FFA & Other Youth Division of the fair, any and all of the following actions may be taken:

1. The exhibit in question shall be barred from the show if determined prior to the show or disqualified if discovered after completion of the class or show. Other animals will be moved up a place. Exception: grand champion drive; champion division animals cannot be moved up because the next overall grand champion animal is not chosen in the ring.
2. Any or all other 4-H/FFA & Other Youth Division exhibits of the exhibitor may be disqualified and the animals may be made ineligible for the 4-H Market Livestock Sale. Should a rule violation be established after a market animal has been sold in the 4-H Market Livestock Sales, the sale will be voided.
3. Awards and/or premiums earned by said exhibitor **in any or all** 4-H/FFA & Other Youth departments may be forfeited and/or withheld pending final decision.
4. At the discretion of a committee comprised of the 4-H Program Coordinator, the St. Joseph County Grange Fair Board 4-H Liaison, the St. Joseph County 4-H Youth Council Executive Board and Livestock Association, the exhibitor and/or exhibitor's family may be barred from competition at the St. Joseph County Grange Fair for a period of up to three years.

Registration and Check-in

1. Ear tags, neck tags, leg bands and wing bands will be supplied, and tattoo numbers assigned by the St. Joseph County MSU Extension office. 4-H superintendents and FFA advisors may borrow tagging pliers and tattoo kits for a maximum of three (3) days only.
2. All youth exhibitors must follow the identification and registration process at the initial weigh-in/tagging of each species.
3. Initial weigh-in/tagging and fair week weigh-in/check-in dates and times are listed in each appropriate section by species and in Project Information Letters online at https://www.canr.msu.edu/st_joseph/4-h/4_h_livestock.
4. Reweighing, at the request of the exhibitor, is prohibited.
5. **All animals must be checked in by the exhibitor or an immediate family member unless prior arrangements are made in writing and filed at the MSU Extension office 24 hours in advance of check-in times at fair.**

4-H Livestock Association Market Livestock Sales

1. Market animals must be shown at the fair in the 4-H/FFA & Other Youth division in order to be sold in the 4-H Market Livestock Sales.
2. **Goats, poultry, rabbits:** All market livestock will be consigned to the Small Animal Auction unless the

**Michigan Department of Agriculture & Rural
Development - Animal Industry Division**

2024 Health Requirements for Livestock Exhibited in Michigan

The requirements for livestock exhibited in Michigan: The complete set of requirements can be obtained by downloading them from the Michigan Department of Agriculture & Rural Development website www.michigan.gov/mdard/animals/exhibitions or by contacting the fair/exposition staff or livestock entry office.

- Livestock Removal Authorization Form is submitted to the 4-H office by Tuesday, September 17 at 9:00 a.m.
3. **Swine, beef, sheep:** All market livestock will be consigned to the Large Animal Auction unless the Livestock Removal Authorization Form is submitted to the 4-H office by Wednesday, September 18 at 9:00 a.m.
 4. The Champion and Reserve Champion goat, steer, lamb, and hog carcasses will be sold at the livestock auction.
 5. **Sale Times and Orders (2024):** Two sale rings will be auctioning livestock at the same time in the Henningsen Show Arena; the small animal sale will be held in the east end and the large animal sale will be held in the west end.
 - **Small Animal Sale:** 10:00 a.m. Turkeys, Chickens, Rabbits, Goats
 - **Large Animal Sale:** 10:30 a.m. Hogs, Lambs, Market Beef, Dairy Beef Steers, Gallon of Milk, Dairy Feeder Steers
 5. Exhibitors showing two individual hogs or two individual lambs will sell their higher placing hog/lamb as an individual in the regular Large Animal Sale. The second individual animal will be sold as part of a weight group. In the event both hogs or both lambs place as Grand Champion or Reserve Grand Champion, both animals will sell as individuals.
 6. **Sale Commission Fee:** A four percent (4%) sale commission (subject to change without notice) will be charged on each lot sold through the sales.
 7. **Market Livestock Insurance:** The St. Joseph County Grange Fair, Michigan State University or any of their affiliated organizations provides no insurance coverage for livestock animals. It is the animal owners' responsibility to provide insurance at their own expense and the animal owner is fully responsible for any veterinary fees.
 8. **After The Sale** all exhibitors must:
 - A. Post a sign above their animal identifying the buyer and purchase price.
 - B. Care for market animals until they are shipped.
 - C. Write a **"thank you" note** to the buyer(s) of each individual, pen of market or weight group of livestock sold by the exhibitor and submit the note to the 4-H Office between barns 43 & 44 by 10:00 p.m. on Saturday, September 21, 2024. **Sale checks will be held until the thank you note is submitted to the MSU Extension office.** Thank you note envelopes must include the buyer's complete address, the exhibitor's return address and the appropriate postage. Buyer names and addresses will be available in Still Exhibit Barn #43 starting at 12:00 noon on Friday, September 20, 2024. **Note:** A separate thank you must be written to a buyer if they purchased different species. (i.e., bought swine, sheep and rabbits = 3 thank you notes.)
 9. It is strongly recommended that market livestock not be returned to the farm for animal health reasons.
 10. Resale of market livestock to a second party other than through the 4-H market livestock sales will be the total and complete responsibility of the parties involved.
 11. Dairy Feeder Steers may **not** go for processing following the livestock auction; they **MUST** go to a farm or feedlot for a minimum of 30 days following the conclusion of the fair.

**Department 2 - Dairy
&
Department 4 - Beef**

General Cattle Rules

(Includes Beef Market, Dairy Beef, and Dairy Cattle)

1. See www.michigan.gov/mdard/animals/exhibitions.
2. Read and follow "General Exhibitor Livestock Rules" starting on Page 7.
3. Exhibitors will not be allowed to enter or exhibit in this species department if exhibited at another county fair during the current year.
4. **Watering and Feeding:** No commercial water tanks are allowed. All watering buckets or tanks must be emptied immediately after the animal has finished drinking. All animals must be fed between the hours of 6:00 - 8:00 a.m. and 6:00 - 8:00 p.m. - all feed buckets or pans must be removed immediately after each feeding.
5. **Ownership:** The exhibitor must own all market cattle or have joint ownership within a family corporation and/or partnerships of 4-H members with one or more parent, sibling and/or legal guardian are acceptable. Dairy Cattle (Department 2) and Breeding Stock Beef (Department 4, Sections G-P) may also be leased.
6. **Beef Sale "Check-Off" Fees:** In accordance with the 1985 Farm Bill and state law (Act No. 291) a \$1.00/head fee + \$1.00/head or 1% (0.001) of gross sale (whichever is less) on all market cattle sold at fair livestock sales will be collected.
7. **Limitations:** Exhibitors may register all four types of cattle (market heifer, market steer, dairy market steer and dairy feeder steers) but may only show and sell **one** type of market cattle at fair with the exception of a carcass animal. All cattle may be cross-tagged between family members living in the **SAME** primary household. **Exception:** Exhibitors may show both a Dairy Market Steer and a Dairy Feeder Steer. The Market Steer must be shown for showmanship and market classes and Dairy Feeder Steer for market class only, but must sell the Dairy Market Steer.
8. No barn set-up in the beef barns on Saturday, September 7, 2024 until **all** carcass weigh-ins are completed.
9. All fans must be suspended in front or side of cattle, not behind. Placement of fans will be at the discretion of the beef superintendent and/or the MSU Extension staff.
10. Final cleanout of stalls cannot be done prior to release time on Sunday morning at 5:30 a.m.

>>>><<<<

- At the 4-H Superintendent and/or MSU Extension's discretion an exhibitor with a market animal forced to leave for veterinary reasons by the fair veterinarian may be allowed to bring their other duly registered animal to replace the disqualified animal. Replacement animals must be exchanged within 12 hours of the disqualified animal's departure but no later than 9:00 p.m. Monday night. Replacement animals are subject to normal check-in procedures and vet checks.

Department 2 - Dairy Cattle
Bill Prichard, Superintendent
Tricia Ulsh, Assistant Superintendent

- Read and follow "General Cattle Rules", see page 10.
- 2024 Cattle Leasing Rules/Guidelines must be followed. All lease/borrow release forms are due to the MSU Extension Office by August 1, 2024 at 4:00 p.m. Guidelines and lease agreement form available online at www.canr.msu.edu/st_joseph/4-h/4_h_livestock or at the MSU Extension Office. 4-H members may lease up to two dairy animals as a beginner showman. 4-H dairy project members may lease and show up to three dairy animals as an intermediate showman. 4-H dairy project members may lease and show up to four dairy animals as a senior showman. A senior member may exceed project animal if animals are prodigy of original 4-H lease animals.
- Exhibitor Dress Code:** The St. Joseph County 4-H Dairy Cattle Project exhibitor dress code is as follows: white shirt, black slacks/pants, belt and leather shoes.
- All 4-H dairy cattle must be checked in on Friday, September 13, 2024, 5:00 - 8:00 p.m. or Saturday, September 14, 2024, 8:00 a.m. - 1:00 p.m.
- Exhibitors may show up to two animals per class in sections C - H, as applicable.
- Dairy cattle exhibited in 4-H dairy cattle classes must be purebred stock. No crossbreds. Registration is not required.
- Dairy cattle must be tied to mangers with rope or leather halters. Ropes or binder twine tied around the neck is not acceptable.
- All Dairy Cattle born prior to April 1, 2024 must be dehorned and completely healed by fair. Horn re-growth on scurs is at the discretion of the superintendent.
- Gallon of Milk Pledges:** Proceeds from the sale of the milk will be divided as follows: after expenses, 2% to Dairy Cattle Project Developmental Fund, 5% (capped at \$500.00) to 1st place Dairy Cattle Senior Showmanship winner, each remaining senior showmanship class participant split 5%, with the balance divided among Dairy Cattle project members based on number of dairy animals shown at the fair. If a 4-H member is leasing their dairy project animals: beginning members receive gallon of milk money not to exceed two animals worth, intermediate members may receive gallon of milk money not to exceed three animals worth, senior members may receive gallon of milk money not to exceed four animals worth. Based on the leasing program.
- Dairy Cattle Feeding/Milking schedule:** 5:00-6:00 a.m. or until finished and 5:00-6:00 p.m. or until finished.

Section A - Evaluation
(A, B, C premium table = 2)

- Required participation by all exhibitors:** Any exhibitor exhibiting any type of dairy cattle breeding stock must

participate in the 4-H Dairy Cattle Project Evaluation. A completed evaluation includes both an interview with a judge and the completion of a project report notebook. Failure to complete the appropriate evaluation(s) will result in their dairy cattle project animal(s) disqualification from the show(s) and require the removal of their cattle from the fairgrounds.

- Dairy Cattle Project Evaluations will take place on Saturday, September 14, 2024, 3:00 - 5:00 p.m.** Interviews will be conducted on an individual basis at the stall where the exhibitor's dairy cattle project animal(s) are housed. Exhibitor must meet all interview requirements to be considered for Best-of-Show.
- Project Report:** The exhibitor must turn in the completed project report in a plastic or 3-ring binder notebook with the exhibitor's picture (at least 4" x 6") on the cover. It will be reviewed with the member during the interview process.
- Evaluation Dress Code:** Long pants (no rips or holes), collared dress shirt with sleeves (no sleeveless), leather shoes/boots.

Class

- 1201 - Dairy Cattle Project Evaluation - exhibitors 8-11 yrs. old.
- 1202 - Best-of-Show in class 1201. **(R)**
- 1203 - Dairy Cattle Project Evaluation - exhibitors 12-14 yrs. old.
- 1204 - Best-of-Show in class 1203. **(R)**
- 1205 - Dairy Cattle Project Evaluation - exhibitors 15-19 yrs. old.
- 1206 - Best-of-Show in class 1205. **(R)**

Section B - Dairy Cattle Fitting & Showmanship
(Placing premium table = 102)

- All exhibitors are eligible to compete in showmanship classes. Pre-registration is required.
- If there are too many entries in a class, it may be divided at the discretion of the Superintendent and/or MSU Extension.
- Exhibitors must show their own project animal.
- Must follow Dairy Cattle Project exhibitor dress code.

Class

- 1207 - Dairy Cattle Fitting & Showmanship, 8-11 **(PR, Show Halter)**
- 1208 - Dairy Cattle Fitting & Showmanship, 12-14 **(PR, Show Halter)**
- 1209 - Dairy Cattle Fitting & Showmanship, 15-19 **(Cow Bell Trophy, Special Award, R)**

Section C - Holstein
(Placing premium table = 102)

Class

- 1210 - Spring Heifer Calf, born March 1 - July 21, 2024. Heifer calves born after July 21, 2024 that are progeny of original club animals may also be shown.
- 1211 - Winter Heifer Calf, born December 1, 2023 - February 29, 2024
- 1212 - Fall Heifer Calf, born Sept. 1 - Nov. 30, 2023
- 1213 - Summer Yearling Heifer, born June 1 - August 31, 2023
- 1214 - Spring Yearling Heifer, born March 1 - May 31, 2023

Department 4 - Beef Cattle
Steve Trattles, Superintendent
Matt Littlefield, Assistant Superintendent
Jim Trattles, Assistant Superintendent

- 1215 - Winter Yearling Heifer, born December 1, 2022 - February 28, 2023
- 1216 - Fall Yearling Heifer, born September 1, - November 30, 2022 (Fall Yearling Heifers in production must be shown in class 1219)
- 1217 - Junior Champion Female (winners of classes 1210-1216) **(TR)**
- 1218 - Reserve Jr. Champion Female (winners of classes 1210-1216 except Jr. Champion, plus the second-place animal in the Jr. Champion's age class) **(TR)**
- 1219 - Yearling Heifer in Production, born September 1, 2022 - February 28, 2023
- 1220 - Junior Two-Year-Old Cow, born March 1 - August 31, 2022
- 1221 - Senior Two-Year-Old Cow, born September 1, 2021 - February 28, 2022
- 1222 - Three-Year-Old Cow, born September 1, 2020 - August 31, 2021
- 1223 - Four-Year-Old Cow, born September 1, 2019 - August 31, 2020
- 1224 - Aged Cow, five years old and older, born before September 1, 2019
- 1225 - Senior Champion Female (winners of classes 1219-1224) **(TR)**
- 1226 - Reserve Senior Champion Female (winners in classes 1219-1224 except Sr. Champion, plus the second-place animal in the Sr. Champion's age class) **(TR)**
- 1227 - Grand Champion Female (winners of classes 1217, 1218, 1225 and 1226) **(PR)**
- 1228 - Reserve Grand Champion Female (winners of classes 1217, 1218, 1225 & 1226 except Grand Champion). **(PR)**
- 1229 - Produce of Dam - two daughters, any age, produce of one cow, owned by one exhibitor
- 1230 - Dam and Daughter, owned by one exhibitor

Section D - Ayrshire
Section E - Brown Swiss
Section F - Guernsey
Section G - Jersey
Section H - Any other Breed
(Same classes and premiums as Section C)

Section I - Dairy Herd
(Placing premium table = 102)

Class

- 1231 - Three Best Females - three best females owned or leased by one exhibitor, which have been shown in the regular youth classes **(R)**
- 1232 - Club Dairy Herd - herd to consist of three animals owned or leased by two or more exhibitors. One entry per 4-H club. Premium payable to club only **(A, B, C premium table = 7a) (R)**

Section J - Bred & Own

Class

- 1233 - Animal Bred and Owned by exhibitor **(Banner)**

Section K - Championships

- 1. All Grand Champion Females in Sections C-H are entered in this class.

Class

- 1234 - Supreme Cow **(Banner)**

- 1. Read and follow "General Cattle Rules", see page 10.
- 2. **Possession:** Each exhibitor must remain in possession of their market animals after tag/weigh-in and must be housed at the member's home. If an animal is determined to be in violation by Superintendent, that animal will be disqualified unless special permission is granted by Superintendent and/or MSU Extension prior to moving animal outside of range.
- 3. Market Heifers must be accompanied by a dated vet slip that confirms the animal is not pregnant within 30 days of fair. All Breeding Stock cattle must be unloaded at weigh-in scales, not to be weighed in, just to be checked in.
- 4. **Dehorning:** All Dairy Feeders Steers must be dehorned before they will be allowed to be registered and weighed in June. All other cattle born prior to April 1st of the project year must be clean-polled or dehorned with allowance of 1 ½" regrowth at fair weigh-in. **Exception:** Carcass beef animal horn regrowth at the discretion of the Beef Superintendent.
- 5. All Beef animals must be weighed-in on Saturday, September 14, 2024, 8:00 a.m. - 12:00 noon.
- 6. **Exhibitor Dress Code:** The St. Joseph County 4-H dress code is as follows: For evaluations and show: long pants (no rips or holes), collared dress shirt with sleeves (NO sleeveless), leather shoes/boots.
- 7. **Order of Show:** Fitting & Showmanship (oldest to youngest age group including Cloverbuds), Dairy Market Steers, Market Steers (lightest to heaviest classes), Market Heifer, County Bred & Raised, Grand Drive, Breeding Stock.
- 8. All market beef/dairy beef animals must have a destination on file by 5:00 p.m. on Saturday, September 21, 2024 or it will be shipped for resale.
- 9. All beef animals must be shown by registered exhibitor in both showmanship and market class unless approval by beef superintendent 24 hours prior to show in writing.

Section A - Beef Project Evaluation
(A, B, C premium table = 2)

- 1. **Required participation by all exhibitors:** All exhibitors exhibiting any type of beef cattle project must participate in the 4-H Beef Project Evaluation. A completed evaluation includes an interview with a judge and competing in the beef skill-a-thon. Failure to complete the appropriate evaluation(s) will result in their cattle project animal(s) disqualification from the show(s) and require the removal of their cattle from the fairgrounds.
- 2. **Interview Schedule:** Beef Project Interviews will be conducted on an individual basis on **Saturday, September 14, 2024, 2:00 - 6:00 p.m.** at the stall where the exhibitor's cattle project animal(s) are housed.

Class

- 1001 - Market Animal Evaluation, exhibitor 8-11 years old
- 1002 - Best-of-Show in class 1001 **(R)**
- 1003 - Market Animal Evaluation, exhibitor 12-14 years old
- 1004 - Best-of-Show in class 1003 **(R)**
- 1005 - Market Animal Evaluation, exhibitor 15-19 years old
- 1006 - Best-of-Show in class 1005 **(R)**

- 1007 - Beef Breeding Stock Project Evaluation, exhibitor 8-11 years old
- 1008 - Best-of-Show in class 1007 (R)
- 1009 - Beef Breeding Stock Project Evaluation, exhibitor 12-14 years old
- 1010 - Best-of-Show in class 1009 (R)
- 1011 - Beef Breeding Stock Project Evaluation, exhibitor 15-19 years old
- 1012 - Best-of-Show in class 1011 (R)

**Section B - Beef Project Skill-A-Thon
(No premium - Ribbon only)**

1. All beef/dairy beef project skill-a-thons will take place on **Saturday, September 14, 2024, 2:00 - 6:00 p.m.**

Class

- 1013 - Beef Project Skill-a-thon - exhibitors 8-11 years old
- 1014 - Beef Project Skill-a-thon - exhibitors 12-14 years old
- 1015 - Beef Project Skill-a-thon - exhibitors 15-19 years old

**Section C - Market Steers/Heifer & Beef Breeding Stock Fitting & Showmanship
(Placing premium table = 102)**

1. All exhibitors are required to compete in Fitting & Showmanship classes showing their own project animal. Pre-registration is required.
2. All beef (market, dairy market, and breeding stock) will be shown in this section except Dairy Feeder Steers which will be shown in Department 4, Section U.
3. Classes will be judged from oldest to youngest age group.
4. Classes may be divided at the discretion of the Superintendent and/or MSU Extension.
5. Bull calf under 1-year can be used as showmanship animal only if calf is the exhibitor's only animal.

Class

- 1016 - Market Steers/Heifer & Beef Breeding Stock Fitting & Showmanship, 15-19 (TR)
- 1017 - Market Steers/Heifer & Beef Breeding Stock Fitting & Showmanship, 12-14 (TR)
- 1018 - Market Steers/Heifer & Beef Breeding Stock Fitting & Showmanship, 8-11 (TR)

**Section D - Market Steers/Heifers
(Placing premium table = 102)**

1. Read and follow "General Cattle Rules", see page 10.
2. **Registration and Ear-tagging:** All beef market steers/heifers must be ear-tagged and registered at the St. Joseph County MSU Extension countywide weigh-in/registration on March 30, 2024, 9:00 - 10:30 a.m. Beef animals that are not registered on this date are not eligible to be shown at the fair. Exhibitors may ear-tag and register two market steers/heifer, but may show and sell only one at the fair and one in the Beef Carcass Contest. All animals may be cross-tagged between family members living in the SAME primary household.
3. Market steer/heifer must weigh a minimum of 1,000 lbs. to compete in this section.
4. "County Bred and Raised Steer Certification Form" must be filed in the St. Joseph County MSU Extension office **date stamped** by April 15, 2024 for a steer to be eligible for Classes 1025 and 1026.

5. Beef Market Steers will be divided into classes at the discretion of the Superintendent and/or MSU Extension.
6. All market steers/heifers will be consigned to the Large Animal Auction unless the Livestock Removal Authorization Form is submitted to the 4-H office by Wednesday, September 18, 2024 at 9:00 a.m.

Class

- 1019 - Beef Market Steer
- 1020 - Champion Lightweight Beef Steer (TR)
- 1021 - Res. Champion Lightweight Beef Steer (TR)
- 1022 - Champion Mediumweight Beef Steer (TR)
- 1023 - Res. Champion Mediumweight Beef Steer (TR)
- 1024 - Champion Heavyweight Beef Steer (TR)
- 1025 - Res. Champion Heavyweight Beef Steer (TR)
- 1026 - Champion County Bred and Raised Beef Steer (TR)
- 1027 - Res. Champion County Bred and Raise Beef Steer (TR)
- 1028 - Beef Market Heifer
- 1029 - Champion Beef Market Heifer (TR)
- 1030 - Reserve Champion Beef Heifer (TR)
- 1031 - Grand Champion Beef Animal (PR)
- 1032 - Reserve Grand Champion Beef Animal (PR)

**Section E - Carcass Beef Contest
(Placing premium table = 105a)**

1. Due to the limited number of beef that can be handled for slaughter entries in this section are limited to 10 participants. If more than 10 participants submit entry forms, selection of the 10 participants will be based on a combined factor of exhibitor's age plus number of years in project.
2. Completed entry forms must be received in the St. Joseph County MSU Extension office by June 10 of current year in order to be considered. Applicants will be notified by letter regarding the status of their entry.
3. Animals must be weighed at the fairgrounds on Saturday, September 7, 2024 at 10:00 a.m. Beef project leaders will coordinate trucking of carcass contest entries to processor.
4. The Carcass Beef Evaluation will take place on Tuesday, September 10, 2024, at 7:00 p.m. at Bontrager's Custom Meat Processing, Leonidas.
5. Exhibitors participating in this contest are required to attend the Carcass Beef Evaluation in order to receive a premium and any associated awards. College students will be exempt from the Carcass Beef Evaluation if approved by MSU Extension 4-H Program Coordinator by August 9, 2024. Any member who fails to meet this requirement will have his/her animal disqualified from the contest.
6. Carcass beef animals (steer or heifer) must weigh a minimum of 1,000 lbs. for market beef and 1,100 lbs. for dairy market beef at weigh-in at the fairgrounds on Saturday, September 7, 2024 to be eligible to compete.
7. All beef carcass animals MUST be broken to lead.
8. If a carcass animal is disqualified at the live evaluation, the member can request that the animal be shipped with the rest of the carcass animals for butchering, however, the member will be responsible for all processing expenses and the animal will not be entered into the carcass contest. Exhibitor will still be required to attend hanging evaluation for educational purposes.
9. Additional information is available at the St. Joseph County MSU Extension office and will be mailed to those enrolled in this class.

Class

- 1033 - Carcass Beef
- 1034 - Champion Beef Carcass (**Special T & R**)
- 1035 - Reserve Champion Beef Carcass (**Special T & R**)

**Section F - Market Beef Rate-of-Gain
(Placing premium table = 105a)**

1. Animals exhibited in a market beef class are eligible.
2. Each properly registered market beef for which complete information is on file will automatically be entered in the rate-of-gain class.
3. First place is awarded to the individual market beef with the highest average daily rate-of-gain.

Class

- 1036 - Beef Market Beef Rate-of-Gain (1st T, 2nd T)

**Section G - P
Breeding Stock Rules
(Placing premium table = 102)**

1. Exhibitors may exhibit more than one breed of beef cattle breeding stock, with Sections G-P each representing a different breed for purposes of this rule. Exhibitors with dual registered animals may only show in one breed class.
2. **Ownership and Registration:** All breeding stock animals must either meet 4-H ownership criteria and be registered in their name, or a Cattle Leasing Form must be submitted to the office, by August 1 of the current year.
3. 2024 Cattle Leasing Rules/Guidelines must be followed. All lease/borrow release forms are due to the MSU Extension Office by August 1, 2024 at 4:00 p.m. Guidelines and lease agreement form available online at www.canr.msu.edu/st_joseph/4-h/4_h_livestock or at the MSU Extension Office. 4-H members may lease up to two breeding stock animals as a beginner showman. 4-H members may lease and show up to three breeding stock animals as an intermediate showman. 4-H members may lease and show up to four breeding stock animals as a senior showman. A senior member may exceed project animal if animals are prodigy of original 4-H lease animals.
4. All breeding stock animals must meet breed standards under which they are entered for competition. **Exception:** Section P, Commercial Females.
5. All bulls must be confined to 4-H Beef Cattle Barn unless being led for judging.

Section G - Angus

Class

- 1037 - Junior Bull Calf, born May 1, 2024 and after
- 1038 - Intermediate Bull Calf, born January 1 - April 30, 2024
- 1039 - Senior Bull Calf, born September 1 - December 31, 2023
- 1040 - Grand Champion Bull (**R**)
- 1041 - Reserve Grand Champion Bull (**R**)
- 1042 - Junior Heifer Calf, born May 1, 2024 and after.
- 1043 - Intermediate Heifer Calf, born January 1 - April 30, 2024
- 1044 - Senior Heifer Calf, born September 1 - December 31, 2023
- 1045 - Summer Yearling Heifer, born May 1 - August 31, 2023
- 1046 - Junior Yearling Heifer, born January 1 - April 30, 2023
- 1047 - Junior Champion Female (**R**)
- 1048 - Reserve Junior Champion Female (**R**)
- 1049 - Senior Yearling Heifer, born September 1 - December 31, 2022

- 1050 - 2-Year-Old Cow with calf at side, calf born in 2024
- 1051 - 3-Year-Old Cow or older with calf at side, calf born 2024
- 1052 - Senior Champion Female (**R**)
- 1053 - Reserve Senior Champion Female (**R**)
- 1054 - Champion Female (classes 1047 & 1052) (**R**)
- 1055 - Reserve Champion Female (classes 1048 & 1053) (**R**)

Section H - Maine Anjou**Section J - Chianina****Section K - Hereford****Section L - Shorthorn**

1. Registered Appendix Shorthorn cattle may not show against purebred registered Shorthorns per National Shorthorn Association policy.

Section M - Simmental**Section N - Other Breeds****Section P - Commercial Females**

(Same Classes and Premiums as Section F, no bull classes)

Section Q - Championships**Class**

- 1056 - Supreme Champion Female in Sections G - P (**PR**)
- 1057 - Reserve Supreme Champion Female (**TR**)
- 1058 - Supreme Champion Bull in Sections F - N (**PR**)

Section R - Club Herd

(A, B, C premium table = 7a)

Class

- 1059 - Club Beef Herd - three animals owned by one or more members of the same 4-H club or FFA chapter. If the club has two or more members exhibiting breeding stock at the fair, the exhibit must include animals shown by at least two different exhibitors. Limited to one entry per 4-H club or FFA chapter. Premium payable to club or chapter only.

Dairy Beef

Steve Trattles, Superintendent

Ralph Gage, Assistant Superintendent

Matt Littlefield, Assistant Superintendent

1. Read and follow "General Cattle Rules", see page 10.
2. **Possession:** Each 4-H member must remain in possession of their animals after tag-in/weigh-in and must be housed at the member's home. If an animal is determined to be in violation by Superintendent, that animal will be disqualified unless special permission is granted by Superintendent and/or MSU Extension prior to moving animal outside of range.

Section S - Dairy Beef Project Evaluation

(A, B, C premium table = 2)

1. **Required participation by all exhibitors:** All exhibitors exhibiting any type of beef cattle project must participate in the 4-H Beef Project Evaluation. A completed evaluation includes an interview with a judge and competing in the beef skill-a-thon. Failure to complete the appropriate evaluation(s) will result in their cattle project animal(s) disqualification from the show(s) and require the removal of their cattle from the fairgrounds.

2. **Interview Schedule:** Dairy Beef Project Interviews will be conducted on an individual basis on **Saturday, September 14, 2024, 2:00 - 6:00 p.m.** at the stall where the exhibitor's cattle project animal(s) are housed.

Class

- 1101 - Dairy Beef Evaluation - exhibitors 8-11 years old
- 1102 - Best-of-Show in class 1101 **(R)**
- 1103 - Dairy Beef Evaluation - exhibitors 12-14 years old
- 1104 - Best-of-Show in class 1103 **(R)**
- 1105 - Dairy Beef Evaluation - exhibitors 15-19 years old
- 1106 - Best-of-Show in class 1105 **(R)**

Section T - Dairy Beef Project Skill-A-Thon (No premium - Ribbon only)

1. All beef/dairy beef project skill-a-thons will take place on **Saturday, September 14, 2024, 2:00 - 6:00 p.m.**

Class

- 1107 - Dairy Beef Project Skill-a-thon - exhibitors 8-11 years old
- 1108 - Dairy Beef Project Skill-a-thon - exhibitors 12-14 years old
- 1109 - Dairy Beef Project Skill-a-thon - exhibitors 15-19 years old

Section U - Dairy Feeder Fitting & Showmanship (Placing premium table = 102)

1. All exhibitors are required to compete in Fitting & Showmanship classes showing their own project animal. Pre-registration is required.
2. Only Dairy Feeder Steers may be shown in this section. Dairy Beef Market Steers will be shown in Section C.
3. Classes will be judged from oldest to youngest age group.
4. Classes may be divided at the discretion of the Superintendent and/or MSU Extension.

Class

- 1110 - Dairy Feeder Steer Fitting & Showmanship, 15-19 **(TR)**
- 1111 - Dairy Feeder Steer Fitting & Showmanship, 12-14 **(TR)**
- 1112 - Dairy Feeder Steer Fitting & Showmanship, 8-11 **(TR)**

Section V - Dairy Feeder Steers (Placing premium table = 102)

1. Read and follow "General Cattle Rules", see page 10.
2. **Registration and Ear-tagging:** All dairy feeder steers must be ear-tagged and registered at the St. Joseph County MSU Extension countywide weigh-in/registration on June 4 or June 6, 2024, 5:00 - 7:00 p.m. Dairy feeder steers that are not registered on either of these dates are not eligible to be shown at the fair. Exhibitors may ear-tag and register two dairy feeder steers, but may show and sell only one at the fair if all eligibility requirements are met. All animals may be cross-tagged between family members living in the **SAME** primary household.
3. Dairy feeder steers must be castrated and dehorned by the countywide weigh-in at the fairgrounds on June 4, 2024, 5:00 - 7:00 p.m. and June 6, 2024, 5:00 - 7:00 p.m.
4. Dairy feeder steers must receive one vaccination at the June weigh-in to help protect them against Infectious Bovine Rhinotracheitis (IBR), Bovine Viral Diarrhea (BVD), Para-Influenza (PI3) and Bovine Respiratory Syncytial Virus (BRSV). A booster vaccination must be administered 2-4 weeks following the first vaccination. Nadelgen to be administered August 15 - 29, 2024, in order to be exhibited at fair. Contact the St. Joseph

County MSU Extension office for specific vaccination requirements. The club Dairy Beef Project leader will help club members ensure that the required vaccinations are administered in accordance with the vaccination timetable. Active, duly registered St. Joseph County 4-H Dairy Beef Project leaders or veterinarians may only administer vaccinations.

5. All dairy feeder steers must be a purebred or crossbred dairy animal of the following breeds: Ayrshire, Brown Swiss, Dutch Belt, Guernsey, Holstein, Jersey, and Lineback.
6. Dairy feeder steers must weigh 175 - 325 lbs. at initial weigh-in at the countywide weigh/tag registration days on June 4 or June 6. Calves that weigh less than 175 lbs. or more than 325 lbs. will not be registered as dairy feeder steers.
7. Grand Champion and Reserve Grand Champion dairy feeder steers must be sold in the 4-H Large Animal Sale. All other dairy feeder steers may be sold in the sale or, upon completion of the dairy feeder steer removal authorization form by the exhibitor and one parent/guardian by 9:00 a.m. Wednesday, September 18, may take the animal home when animals are released from the fair on Sunday morning. **Exception:** See General Cattle Rule #7 on page 10.
8. Dairy feeder steers will be divided into classes at the discretion of the Superintendent and/or MSU Extension.
9. **Dairy Feeder Steers must gain at least 1.75#/day.**

Class

- 1113 - Dairy Feeder Steer
- 1114 - Champion Lightweight Dairy Feeder Steer **(TR)**
- 1115 - Res. Champion Lightweight Dairy Feeder Steer **(TR)**
- 1116 - Champion Mediumweight Dairy Feeder Steer **(TR)**
- 1117 - Res. Champion Mediumweight Dairy Feeder Steer **(TR)**
- 1118 - Champion Heavyweight Dairy Feeder Steer **(TR)**
- 1119 - Res. Champion Heavyweight Dairy Feeder Steer **(TR)**
- 1120 - Grand Champion Dairy Feeder Steer **(PR)**
- 1121 - Res. Grand Champion Dairy Feeder Steer **(PR)**

Section W - Dairy Feeder Steer Rate-of-Gain (Placing premium table = 105a)

1. Each properly registered dairy feeder steer for which complete information is on file will automatically be entered in the rate-of-gain class.
2. First place is awarded to the individual dairy feeder steer, with the highest average daily rate-of-gain.

Class

- 1122 - Dairy Feeder Steer Rate-of-Gain **(1st T), (2nd T)**

Section X - Dairy Market Steers (Placing premium table = 102)

1. Read and follow "General Cattle Rules", see page 10.
2. All dairy market steers must be ear-tagged and registered at the St. Joseph County MSU Extension countywide weigh-in/registration on March 30, 2024, 9:00 - 10:30 a.m. Exhibitors may ear-tag and register two market steers, but may show and sell only one at the fair and one in the Beef Carcass Contest. All animals may be cross-tagged between family members living in the **SAME** primary household.
3. All dairy market steers must be a purebred or crossbred dairy animal of the following breeds: Ayrshire, Brown Swiss, Dutch Belt, Guernsey, Holstein, Jersey, and Lineback.

- Dairy market steer must weigh a minimum of 1,100 lbs. to compete in this section.
- Dairy market steers will be divided into classes at the discretion of the Superintendent and/or MSU Extension.

Class

- 1123 - Dairy Market Steer
- 1124 - Grand Champion Dairy Market Steer (PR)
- 1125 - Res. Grand Champion Dairy Market Steer (PR)

Section Y - Dairy Market Steer Rate-of-Gain (Placing premium table = 105a)

- Each properly registered dairy market steer for which complete information is on file will automatically be entered in the rate-of-gain class.
- First place is awarded to the individual dairy market steer, with the highest average daily rate-of-gain.

Class

- 1126 - Dairy Market Steer Rate-of-Gain (1st T, 2nd T)

Department 6 - Sheep

Ryan Waltke, Superintendent
Bill Kelley, Assistant Superintendent

- See www.michigan.gov/mdard/animals/exhibitions.
- Read and follow "General Exhibitor Livestock Rules" starting on Page 7.
- Exhibitors will not be allowed to enter or exhibit in this species department if exhibited at another county fair during the current year.
- All Sheep intended for exhibition at the fair must have a USDA scrapie ear tag in order to be unloaded, weighed in June and housed at the fair. All farm tags excluding scrapie tags must be removed prior to June weigh in. Call MDA to register and receive a premises identification number at 888-565-8626 then call USDA to order official tags at 517-324-5290.
- The exhibitor must own all sheep or have joint ownership within a family corporation and/or partnerships of 4-H members with one or more parent, sibling and/or legal guardian. Exhibitors may tag up to four (4) lambs. All sheep may be cross-tagged between family members living in the SAME primary household. **No leasing of lambs is allowed.**
- Possession:** Each 4-H member must remain in possession of their animals after tag/weigh-in and must be housed at the member's home. If an animal is determined to be in violation by Superintendent, that animal will be disqualified unless special permission is granted by Superintendent and/or MSU Extension prior to moving animal outside of range.
- All sheep exhibitors are subject to receiving random farm visits conducted by the species Superintendent or Assistant Superintendent.
- Lambs will be weighed in at time of unloading, no reweighing.
- All sheep must be weighed-in on Friday, September 13, 2024, 3:30 - 7:30 p.m. or Saturday, September 14, 2024, 8:00 - 11:00 a.m.
- Lambs weighing less than the 100 lb. required minimum weight will be ineligible for exhibition and will be sent home

at weigh-in. **Exception:** Ewes less than 100 lbs. have the option to declare as Breeding Stock or be taken home.

- Pen Bedding:** May use natural/dry mulch or shavings.
- Halters** may be used in market lamb classes by exhibitors if desired and approved by Superintendent, and by exhibitors of all ages in breeding stock classes.
- Lamb "Check-Off" Fee:** In accordance with the Lamb Promotion, Research & Information Order \$0.007 per pound of live lambs sold will be deducted at the first point of sale.
- No barn set-up in the sheep barn on Saturday, September 7, 2024 until **all** carcass weigh-ins are completed.
- Cool, wet towels may be used to prevent overheating of lambs.
- Show Order: Showmanship (oldest to youngest), Cloverbuds, Breeding Stock, Market Wethers, Market Ewes (order rotates annually), Home Born & Raised, Champion Drive, and Adult Showmanship.

Section A - Evaluation (A, B, C premium table = 2)

- Required participation by all exhibitors:** All exhibitors exhibiting any type of sheep project must participate in the 4-H Sheep Project Evaluation. A completed evaluation includes an interview with a judge and competing in the sheep skill-a-thon. Failure to complete the appropriate evaluation(s) will result in their sheep project animal(s) disqualification from the show(s) and require the removal of their lambs from the fairgrounds.
- Interview Schedule:** Sheep Project Interviews will be conducted on an individual basis on **Sunday, September 15, 2024, 8:00 - 11:00 a.m.** at the pen where the exhibitor's sheep project animal(s) are housed.

Class

- 1601 - Market Lamb Evaluation - exhibitors 8-11 years old
- 1602 - Best-of-Show in class 1601 (R)
- 1603 - Market Lamb Evaluation - exhibitors 12-14 years old
- 1604 - Best-of-Show in class 1603 (R)
- 1605 - Market Lamb Evaluation - exhibitors 15-19 years old
- 1606 - Best-of-Show in class 1605 (R)
- 1607 - Breeding Sheep Evaluation - exhibitors 8-11 years old
- 1608 - Best-of-Show in class 1607 (R)
- 1609 - Breeding Sheep Evaluation - exhibitors 12-14 years old
- 1610 - Best-of-Show in class 1609 (R)
- 1611 - Breeding Sheep Evaluation - exhibitors 15-19 years old
- 1612 - Best-of-Show in class 1611 (R)

Section B - Sheep Project Skill-A-Thon (No premium - Ribbon only)

- Sheep project skill-a-thons will take place on **Sunday, September 15, 2024, 8:00 - 11:00 a.m.**

Class

- 1613 - Sheep Project Skill-a-thon - exhibitors 8-11 years old
- 1614 - Sheep Project Skill-a-thon - exhibitors 12-14 years old
- 1615 - Sheep Project Skill-a-thon - exhibitors 15-19 years old

Section C - Sheep Fitting & Showmanship (Placing premium table = 102)

- All exhibitors are eligible to compete in Fitting & Showmanship classes. Pre-registration is required.

2. Exhibitors must show own project animal.
3. Classes may be divided at the discretion of the superintendent and/or MSU Extension.

Class

- 1616 - Sheep Fitting & Showmanship, 15-19 (TR)
 1617 - Sheep Fitting & Showmanship, 12-14 (TR)
 1618 - Sheep Fitting & Showmanship, 8-11 (TR)

Section D - Market Ewes & Wethers (Placing premium table = 102)

1. Read and follow "General Exhibitor Livestock Rules" starting on Page 7.
2. **Registration and Ear-tagging:** All market and carcass lambs must be ear-tagged and registered at the St. Joseph County MSU Extension countywide weigh-in/registration on June 4 or June 6, 2024, 5:00 - 7:00 p.m. Lambs that are not registered on either of these dates are not eligible to be shown at the fair. Exhibitors may ear-tag and register four market lambs, but may show and sell only two at the fair, and one in the Carcass Lamb Contest if all eligibility requirements are met. All animals may be cross-tagged between family members living in the **SAME** primary household.
3. Male market/carcass lambs must be "wethered" (castrated) by June 1 of the current project year. No rams can be shown as market lambs.
4. Hair samples will be pulled from all market lambs at the time of weigh-in/tagging in June. Hair samples will also be pulled from the Grand Champion and Reserve Grand Champion Wethers and Ewes immediately following the Grand Champion Drives.
5. All market lambs must be rough shorn by fair weigh-in.
6. All market lambs will be consigned to the Large Animal Auction unless the Livestock Removal Authorization Form is submitted to the 4-H office by Wednesday, September 18, 2024 at 9:00 a.m.
7. Market lambs will be divided into classes based on fair weigh-in weight at the discretion of MSU Extension and/or Superintendent.

Class

- 1619 - Market Ewe
 1620 - Grand Champion Ewe Drive:
 1st Place - Grand Champion Ewe (PR)
 2nd Place - Reserve Grand Champion Ewe (PR)
 1621 - Market Wether
 1622 - Grand Champion Wether Drive:
 1st Place - Grand Champion Wether (PR)
 2nd Place - Res. Grand Champion Wether (PR)

Section E - Market Lambs (Home Born & Raised)

1. A 4-H Home Born & Raised Market Lamb must be both birthed and raised by a 4-H exhibitor on the exhibitor's property, or on a superintendent verified site. (The animal must be raised by the 4-H exhibitor at the place of birth.) Exhibitors may only show one animal in this class.

Class

- 1623 - Champion Home Born & Raised Market Lamb (TR)
 1624 - Reserve Champion Home Born & Raised Market Lamb (TR)

Section F - Carcass Lamb Contest (Placing premium table = 105a)

1. Entry in this section is limited to 10 participants. If more than 10 exhibitors submit entry forms, selection of the 10 participants will be based on a combined factor of exhibitor age plus number of years in the project.
2. Completed entry forms must be received in the St. Joseph County MSU Extension office by June 6 of current year in order to be considered. Applicants will be notified by letter regarding the status of their entry.
3. A member's carcass lamb must be one of the market lambs registered in his/her name.
4. To compete in the 4-H Carcass Sheep class, sheep must weigh a minimum of 100 lbs.
5. All lambs entered in the Carcass Lamb Contest must be shorn within two weeks of the weigh-in date or be disqualified.
6. Carcass Lamb weigh-in is at the fairgrounds on **Saturday, September 7, 2024, 10:00 a.m.** Sheep project leaders will coordinate trucking of club carcass lambs.
7. The Carcass Lamb Evaluation will take place on Tuesday, September 10, 2024 at 6:30 p.m. at Bontrager's Custom Meat Processing, Leonidas.
8. Exhibitors participating in this contest are required to attend the Carcass Lamb Evaluation or be disqualified.
9. See St. Joseph County 4-H Carcass Lamb information sheet for more information.
10. Lamb carcasses must meet the following industry standards in order to be placed in the class: Live weight - 100 lbs.; Loin eye area - 2.0; Back fat thickness - .10 min. Any animal that does not meet all of the above requirements will be disqualified.
11. If a carcass animal is disqualified at the live evaluation, the member can request that the animal be shipped with the rest of the carcass animals for butchering, however, the member will be responsible for all processing expenses and the animal will not be entered into the carcass contest. Exhibitor will still be required to attend hanging evaluation for educational purposes.

Class

- 1625 - Carcass Lamb
 1626 - Champion Carcass Lamb (PR)
 1627 - Reserve Champion Carcass Lamb (PR)

Section G - Market Lamb Rate-of-Gain (Placing premium table = 105a)

1. All animals that meet eligibility requirements for this section are entered automatically.
2. First place is awarded to the lamb that has the highest average daily rate-of-gain.

Class

- 1628 - Rate-of-Gain (1st T, 2nd T)

Section H - K Breeding Stock Rules (Placing premium table = 102)

1. All purebred breeding stock animals in Section H must be eligible for registry.
2. Exhibitor may exhibit any breeding stock. Exhibitor may exhibit only one in each breeding stock class per section unless otherwise noted in class description.

- Breeding Stock must go through a basic health requirements check-in with superintendent prior to being housed at the fairgrounds.

Section H - Pure Breed

Class

- 1629 - Jr. Ram Lamb, born on or after Feb. 15, 2024
- 1630 - Sr. Ram Lamb, born Sept. 1, 2023 - Feb. 14, 2024
- 1631 - Yearling Ram, under 2 years of age and born before August 31, 2023
- 1632 - Pair of Ram Lambs
- 1633 - One aged Ram, 2 years or older
- 1634 - Jr. Ewe Lamb, born on or after Feb. 15, 2024
- 1635 - Sr. Ewe Lamb, born Sept. 1, 2023 - Feb. 14, 2024
- 1636 - Yearling Ewe, under 2 years of age and born before August 31, 2023
- 1637 - Pair of Ewe Lambs
- 1638 - One aged Ewe age 2 years of age or older
- 1639 - Dam & Daughter, owned by one exhibitor
- 1640 - Champion Ewe (R)
- 1641 - Reserve Champion Ewe (R)
- 1642 - Champion Ram (R)
- 1643 - Reserve Champion Ram (R)

Section J - Commercial Sheep

Section K – Wool Type

(Same Classes and Premiums as Section H)

Section L - Championships

Class

- 1644 - Grand Champion Ewe shown in Sections H-K (PR)
- 1645 - Grand Champion Ram shown in Sections H-K (PR)
- 1646 - Champion Flock (TR)

Department 8 - Goats

Diana Yeager, Superintendent

Tarina Jansen, Assistant Superintendent

Maree Troyer, Assistant Superintendent

- See www.michigan.gov/mdard/animals/exhibitions.
- Read and follow "General Exhibitor Livestock Rules" starting on Page 7.
- Exhibitors will not be allowed to enter or exhibit in this species department if exhibited at another county fair during the current year.
- All Goats intended for exhibition must have a USDA scrapie tag on the animal in the ear (small eared goats must have a collared tag) in order to be housed at the fair. **If tattooed, a copy of the paperwork must be given to the superintendent PRIOR to being housed.** Call MDARD to receive a premises identification number (PIN) at 888-565-8626 then call USDA to order official tags at 866-873-2824.
- All goats must weigh-in on June 4 *or* June 6, 2024, 5:00 - 7:00 p.m. at countywide market and carcass goat weigh/tag/registration day at the fairgrounds.
- Any market goat that does not weigh 60 lbs. on the day of weigh-in at fair will be sent home. **Exception:** does less than 60 lbs. have the option to declare as Breeding

Stock. All red neck tags numbers MUST be presented at check-in to be eligible for fair.

- Check in time at fair for all 4-H goats is Saturday, September 14, 2024, 8:00 a.m. - 12:00 p.m.
- Tying of goats in assigned pens is at the discretion of the exhibitor. Any goat that attempts or does climb or jump over the pen must be tied in the pen once such action is observed.
- All breeding stock and market project animals must be owned by the exhibitor or have joint ownership within a family corporation and/or partnerships of 4-H members with one or more parent, sibling and/or legal guardian.
- Exhibitors must have primary responsibility for care and training of their project animal(s) by June 1 of the current project year.
- All market goats must be dehorned and castrated by June 1. Market goats may be allowed with a maximum one-half (½) inch horn/scur with the discretion of superintendent and assistant superintendent at fair check-in. All breeding stock goats must be dehorned. Meat breeding stock goats may be shown with horns but are not allowed to be in showmanship.
- No bucks are permitted.
- Milking on show day is left to the discretion of the exhibitor and leader.
- Exhibitors should use collars, neck straps or neck chains to aid in controlling the goat.
- Goats may be either grade or registered, and will compete on an equal basis.
- All goats must be picked up by **10:00 a.m.** on Sunday, September 22, 2024.
- Exhibitor dress code consists of dark pants and dress shirt of exhibitor's choice. No T-shirts. Exhibitors **MUST** wear dark colored closed toe footwear. Dairy exhibitors may choose to wear white pants and a white shirt.
- All goat pens must be cleaned down to the cement and re-bedded with fresh **pine shavings only** a minimum of one time during the fair week.
- Dairy goats and meat goats will show in separate rings with separate judges, but will run the same show order: Showmanship (oldest to youngest), Cloverbuds, Market, Breeding Stock, Home Born & Raised, County Bred & Born, Pet class.
- No barn set-up in any goat barn on Saturday, September 7, 2024 until all carcass weigh-ins are completed.

Section A - Goat Evaluation

(A, B, C premium table = 2)

- Required participation by all exhibitors:** All exhibitors exhibiting any type of goat project must participate in the 4-H Goat Project Evaluation. A completed evaluation includes an interview with a judge and competing in the goat skill-a-thon. Failure to complete the appropriate evaluation(s) will result in their goat project animal(s) disqualification from the show(s) and require the removal of their goats from the fairgrounds.
- Interview Schedule:** Goat Project Interviews will be conducted on an individual basis on **Sunday, September 15, 2024, 9:00 a.m. - 12:00 p.m.** at the pen where the exhibitor's goat project animal(s) are housed.

Class

- 1301 - Market Goat Project Evaluation - exhibitors 8-11 years old
- 1302 - Best-of-Show in class 1301 (R)

- 1303 - Market Goat Project Evaluation - exhibitors 12-14 years old
- 1304 - Best-of-Show in class 1303 (R)
- 1305 - Market Goat Project Evaluation - exhibitors 15-19 years old
- 1306 - Best-of-Show in class 1305 (R)
- 1307 - Breeding Stock Goat Project Evaluation - exhibitors 8-11 years old
- 1308 - Best-of-Show in class 1307 (R)
- 1309 - Breeding Stock Goat Project Evaluation - exhibitors 12-14 years old
- 1310 - Best-of-Show in class 1309 (R)
- 1311 - Breeding Stock Goat Project Evaluation - exhibitors 15-19 years old
- 1312 - Best-of-Show in class 1311 (R)

**Section B – Goat Project Skill-A-Thon
(No premium - Ribbon only)**

1. All goat project skill-a-thons will take place on **Sunday, September 15, 2023, 8:00 - 11:00 a.m.**

Class

- 1313 - Goat Project Skill-a-thon - exhibitors 8-11 years old
- 1314 - Goat Project Skill-a-thon - exhibitors 12-14 years old
- 1315 - Goat Project Skill-a-thon - exhibitors 15-19 years old

**Section C - Goat Fitting & Showmanship
(Placing premium table = 102)**

1. All exhibitors are eligible to compete in Fitting & Showmanship classes.
2. Entry must be made in showmanship class.
3. Exhibitors must show their own project animal.
4. Showmanship animals **must** be shown in a market or breeding stock class.
5. A class may be divided at the discretion of the Superintendent and/or MSU Extension.
6. Exhibitors may show in **EITHER** (not both) dairy goat or meat goat showmanship class.

Class

- 1316 - Dairy Goat Fitting & Showmanship, 15-19 (TR)
- 1317 - Dairy Goat Fitting & Showmanship, 12-14 (TR)
- 1318 - Dairy Goat Fitting & Showmanship, 8-11 (TR)
- 1319 - Meat Goat Fitting & Showmanship, 15-19 (TR)
- 1320 - Meat Goat Fitting & Showmanship, 12-14 (TR)
- 1321 - Meat Goat Fitting & Showmanship, 8-11 (TR)

**Section D - Market Goats
(Placing premium table = 102)**

1. Read and follow "General Exhibitor Livestock Rules" starting on Page 7.
2. Market goats must have milk teeth present at fair check-in and are suggested to be born on December 1, 2023 or after. Does and/or wethers are eligible for market class.
3. **Registration and Ear-tagging:** All market and carcass goats must be ear-tagged and registered at the St. Joseph County MSU Extension countywide weigh-in/registration on June 4 or June 6, 2024, 5:00 - 7:00 p.m. Goats that are not registered on either of these dates are not eligible to be shown at the fair. Exhibitors may ear-tag and register three market goats, but may show and sell only two at the fair, and one in the Carcass Goat Contest if all eligibility requirements are met. All animals may be

cross-tagged between family members living in the SAME primary household.

4. All market goats **MUST** have a scrapie tag in the ear, or on the collar for earless goats only, at the June weigh-in to be eligible for fair.
5. Male market goats must be "wethered" (castrated) by June 1 of the current project year. The only methods of castration that will be accepted are surgical cut or banding.
6. Dairy Market Goat project animals are limited to the following breeds: Alpine, LaMancha, Nigerian Dwarf, Nubian, Oberhasli, Saanen, and Toggenberg. Market Goat may be a "cross" between two or more of these breeds.
7. Meat Goats are any goat that is not included in rule #6 above. Example: Boer, Angora, Fainting, etc. or crossbred with a dairy breed.
8. Market goats will be divided into classes based on fair weigh-in weight at the discretion of the Superintendent and/or MSU Extension.
9. Exhibitors showing two individual goats will sell their higher placing goat in the Small Animal Sale. The second animal will be sold at support price or can be taken home upon completion of the goat removal authorization form. **The form must be completed and returned to the 4-H office by 9:00 a.m. on Tuesday, September 17, 2024.** In the event both goats place as Dairy/Meat Grand Champion or Reserve Grand Champion both animals must be sold in the 4-H Small Animal Sale.

Class

- 1322 - Dairy Market Goat
- 1323 - Champion Lightweight Dairy Market Goat (TR)
- 1324 - Res. Champion Lightweight Dairy Market Goat (TR)
- 1325 - Champion Mediumweight Dairy Market Goat (TR)
- 1326 - Res. Champion Mediumweight Dairy Market Goat (TR)
- 1327 - Champion Heavyweight Dairy Market Goat (TR)
- 1328 - Res. Champion Heavyweight Dairy Market Goat (TR)
- 1329 - Grand Champion Dairy Market Goat (PR)
- 1330 - Reserve Grand Champion Dairy Market Goat (PR)
- 1331 - Meat Market Goat
- 1332 - Champion Lightweight Meat Market Goat (TR)
- 1333 - Res. Champion Lightweight Meat Market Goat (TR)
- 1334 - Champion Mediumweight Meat Market Goat (TR)
- 1335 - Res. Champion Mediumweight Meat Market Goat (TR)
- 1336 - Champion Heavyweight Meat Market Goat (TR)
- 1337 - Res. Champion Heavyweight Meat Market Goat (TR)
- 1338 - Grand Champion Meat Market Goat (PR)
- 1339 - Res. Grand Champion Meat Market Goat (PR)

**Section E - Dairy Goats (All Breeds)
(Placing premium table = 102)**

Class

- 1340 - Junior Doe Kid, born on or after April 1, 2024
- 1341 - Intermediate Doe Kid, born March 1 - March 31, 2024
- 1342 - Senior Doe Kid, born January 1 - February 29, 2024
- 1343 - Junior Yearling Doe, born May 1 - December 31, 2023 (not in milk).
- 1344 - Senior Yearling Doe, born January 1 - April 30, 2023 (not in milk.)
- 1345 - Champion Junior Doe (TR)
- 1346 - Reserve Champion Junior Doe (TR)
- 1347 - Yearling Milker, under 2 years
- 1348 - Junior Milker, 2 years and under 3
- 1349 - Intermediate Milker, 3 years and under 5
- 1350 - Senior Milker, 5 years and over

- 1351 - Champion Senior Doe (TR)
- 1352 - Reserve Champion Sr. Doe (TR)
- 1353 - Grand Champion Doe (PR)
- 1354 - Reserve Grand Champion Doe (PR)
- 1355 - Best Udder, judged on udder only (TR)
- 1356 - Dam and Daughter (any dairy or dairy cross breed)
- 1357 - Champion Dam and Daughter (TR)
- 1358 - Reserve Champion Dam and Daughter (R)
- 1359 - Dairy Goat Junior Herd - herd to consist of a dam and two female offspring, or three female offspring of one female
- 1360 - Champion Dairy Goat Junior Herd (TR)
- 1361 - Reserve Champion Dairy Goat Junior Herd (TR)

Section G - Meat Goats
(Placing premium table = 102)

Class

- 1362 - Doe Kid, under 1 year
- 1363 - Yearling Doe, 1 year and under 2 years
- 1364 - Jr. Doe, 2 years and under 4 years
- 1365 - Sr. Doe, 4 years or older
- 1366 - Champion Doe (TR)
- 1367 - Reserve Champion Doe (TR)
- 1368 - Dam and Daughter (any meat/meat cross breed)
- 1369 - Champion Dam and Daughter (TR)
- 1370 - Reserve Champion Dam and Daughter (R)
- 1371 - Meat Goat Junior Herd - herd to consist of a dam and two female offspring, or three female offspring of one female
- 1372 - Champion Meat Goat Junior Herd (TR)
- 1373 - Res. Champion Meat Goat Junior Herd (TR)

Section H - Carcass Goat Contest
(Placing premium table = 105a)

1. Entry in this section is limited to 10 participants. If more than 10 exhibitors submit entry forms, selection of the 10 participants will be based on a combined factor of exhibitor age plus number of years in the project.
2. Completed entry forms must be received in the St. Joseph County MSU Extension office by June 10 of current year in order to be considered. Applicants will be notified by letter regarding the status of their entry.
3. A member's carcass goat must be one of the market goats registered in his/her name.
4. To compete in the 4-H Carcass Goat class, goat must weigh a minimum of 60 lbs. at carcass class weigh in, if the animal does not make the minimum weight, it will be disqualified.
5. Live Goat weigh-in is at the fairgrounds on **Saturday, September 7, 2024**. Goat project leaders will coordinate trucking of club carcass goats.
6. If a carcass animal is disqualified at the live evaluation, the member can request that the animal be shipped with the rest of the carcass animals for butchering, however, the member will be responsible for all processing expenses and the animal will **not** be entered into the carcass contest. Exhibitor will still be required to attend hanging evaluation for educational purposes.
7. The Carcass Goat Evaluation will take place on Tuesday, September 10, 2024 at 5:30 p.m. at Bontrager's Custom Meat Processing, Leonidas.
8. Exhibitors participating in this contest are required to attend the Carcass Goat Evaluations or be disqualified.
9. Carcass Goats **ONLY** may have a maximum horn/regrowth of 2 inches.

Class

- 1374 - Carcass Goat
- 1375 - Champion Carcass Goat (PR)
- 1376 - Reserve Champion Carcass Goat (PR)

Section J - Market Goat Rate-of-Gain
(Ribbon Class Only)

1. All animals that meet eligibility requirements for this section are entered automatically.
2. First place is awarded to the goat that has the highest average daily rate-of-gain.

Class

- 1377 - Rate-of-Gain (1st T, 2nd T)

Section K - Market Goat Home Born & Raised
(No premiums - ribbon only)

1. A 4-H Home Born & Raised Market Goat must be both birthed and raised by a 4-H exhibitor on the exhibitor's property, or on a superintendent verified site. (The animal must be raised by the 4-H exhibitor at the place of birth.) Exhibitors may only show one animal in this class.
2. Home Born & Raised forms must be filled out at countywide weigh-in/registration in June.

Class

- 1378 - Home Born & Raised Dairy Goat (1st R, 2nd R)
- 1379 - Home Born & Raised Meat Goat (1st R, 2nd R)

Section L - Market Goat County Bred & Born
(No premiums - ribbon only)

1. A 4-H County Bred & Born Market Goat must be both bred and birthed in St. Joseph County. Exhibitors may only show one animal in this class.
2. County Bred & Born forms must be filled out at countywide weigh-in/registration in June.

Class

- 1380 - County Bred & Born Dairy Goat (1st R, 2nd R)
- 1381 - County Bred & Born Meat Goat (1st R, 2nd R)

Section M - Pet Goats
(No premiums in this section - ribbon only)

1. All goats must be at least one (1) year old and can be a doe or wether of any breed with or without horns.
2. All Goats intended for exhibition must have a USDA scrapie tag on the animal in order to be housed at the fair. See "General Goat Rule" #4 for more information.
3. Must have a collar and leash or halter. No spike collars allowed.
4. Goats do not have to be shaved but need to be clean, have trimmed hooves, and be show presentable.
5. Goats in this section may not be registered or shown in any other class, i.e., showmanship, market or breeding stock.
6. It is at the discretion of the Goat Superintendent, Goat Assistant Superintendent, 4-H Coordinator, and/or Goat Judge to dismiss any goat from participating in the class if the animal is deemed unruly and/or unsafe for the handler, other youth or other goats in the ring.

Class

- 1382 - Pet Goat

Department 10 - Swine

Kevin Yeager, Superintendent
Brady Littlefield, Assistant Superintendent
Rick Gould, Assistant Superintendent

1. See www.michigan.gov/mdard/animals/exhibitions.
2. Read and follow "General Exhibitor Livestock Rules" starting on Page 7.
3. Exhibitors will not be allowed to enter or exhibit in this species department if exhibited at another county fair during the current year.
4. The exhibitor must own all swine or have joint ownership within a family corporation and/or partnerships of 4-H members with one or more parent, sibling, and/or legal guardian.
5. **Registration and Ear-tagging:** All market and carcass hogs must be ear-tagged and registered with the St. Joseph County MSU Extension in June. Tagging will take place per club at the discretion of the Swine Superintendent. Hogs that are not registered with the MSU Extension office are not eligible to be shown at the fair. Exhibitors may ear-tag and register four hogs, but may show and sell only two at the fair, and one in the Carcass Hog Contest if all eligibility requirements are met. All animals may be cross-tagged between family members living in the **SAME** primary household.
4. **Ear Tags:** St. Joseph County Fair 4-H tags will be used for identification. In accordance with **state law, all exhibition hogs must also have an official form of ID**, such as an 840 or NUES tag. If they do not already have official ID when purchased, it is the responsibility of the exhibitor to ensure hogs are tagged with an official ID tag by the date of tagging. A premises identification number (PIN) is required to purchase tags. Exhibitors can call MDARD at 888-565-8626 to obtain a PIN.
6. MSU Extension staff, 4-H Swine Superintendent or Assistant Superintendents, will handle all shipping arrangements for market hogs. No private trucking of market hogs is allowed.
7. **Swine Sale "Check-Off" Fee:** In accordance with the National Pork Promotion, Research and Consumer Information Act; 0.35% (.0035) of the sale value will be deducted at the first point of sale.
8. **Weigh-In Process:** Hogs must be delivered to the fair on Friday, September 13, 2024, 3:30 - 7:30 pm **or** Saturday, September 14, 2024 8:00 - 11:00 am. Weigh-in will take place at time of unloading. Hogs can be weighed only once - NO reweighing. The exhibitor, or immediate family member must accompany their market hogs through the weigh-in process. Hogs must be **clean and tags legible** or they will be turned away until they are clean. All hogs must have an 840 or NUES tag in place to be unloaded.
9. Hogs weighing less than 225 lbs. **or** more than 320 lbs. are disqualified and will be sent home immediately.
10. **Show Equipment:** Swine Project member may take into the show arena building, including the time in a holding pen, a brush and show instrument. This rule covers the entire time the member is in the show arena. The Swine Department will furnish water bottles to be put in each holding pen for the use of each showman. These provided water bottles must remain in the holding pen area only.
11. The judge and volunteers assisting with the 4-H Swine Show are the only people allowed in the show ring and

holding pen area during the show. **Parents may not accompany their child.**

12. **Club Wash Rack/Runway Duty:** Each 4-H Swine Project club will be assigned specific wash rack(s) to keep clean during the week. ANYONE can use the wash racks. Clubs will be responsible for their assigned wash rack(s) to clean and will be checked daily. **Absolutely no feeding of hogs or cleaning of equipment in the wash rack!**
13. All Pigs that are clipped must have at least 3/8 in. hair.
14. Swine pens **MUST** be stripped of all bedding and replaced with fresh bedding **EACH** morning. **Only pine shavings may be used as bedding.** Cleaning and feeding times are as follows: morning, 6:00 - 8:00 a.m. and evenings, 6:00 - 8:00 p.m.
15. All market livestock will be consigned to the Large Animal Auction unless the Livestock Removal Authorization Form is submitted to the 4-H office by Tuesday, September 17 at 9:00 a.m. The Grand and Reserve Grand Champion Barrow and Gilt must be consigned to the 4-H Large Animal Sale.
16. **Show Order:** Showmanship (oldest to youngest), Market Barrows, Market Gilts, Cloverbuds, Grand Champion Drive - Barrows, Grand Champion Drive - Gilts, Home Born and Raised.

Section A - Swine Project Evaluation (A, B, C premium table = 2)

1. **Required participation by all exhibitors:** All 4-H members exhibiting a swine project must participate in the 4-H Swine Project Evaluation. A completed evaluation includes an interview with a judge and competing in the swine skill-a-thon. Failure to complete the appropriate evaluation(s) will result in their swine project animals' disqualification from the show and require the removal of their hogs from the fairgrounds.
2. **Interview Schedule:** Swine Project Interviews will be conducted on an individual basis on **Sunday, September 15, 2024, 9:00 a.m. - 1:00 p.m.** at the pen where the exhibitor's swine project animal(s) are housed.

Class

- 1701 - Swine Project Evaluation - exhibitors 8-11 years old
- 1702 - Best-of-Show in class 1701 (**R**)
- 1703 - Swine Project Evaluation - exhibitors 12-14 years old
- 1704 - Best-of-Show in class 1703 (**R**)
- 1705 - Swine Project Evaluation - exhibitors 15-19 years old
- 1706 - Best-of-Show in class 1705 (**R**)

Section B - Swine Project Skill-A-Thon (No premiums - Ribbon only)

1. Swine project skill-a-thons will take place on **Sunday, September 15, 2024, 8:00 - 11:00 a.m.**
 - 1707 - Swine Skill-a-Thon - exhibitors 8-11 years old
 - 1708 - Swine Skill-a-Thon - exhibitors 12-14 years old
 - 1709 - Swine Skill-a-Thon - exhibitors 15-19 years old

Section C - Swine Fitting & Showmanship (Placing premium table = 102)

1. All exhibitors are eligible to compete in the Fitting & Showmanship classes. Entry must be made in Showmanship class.
2. Exhibitors must show their own project animal.

- Classes may be divided at the discretion of the Superintendent and/or MSU Extension.

Class

- 1710 - Swine Fitting & Showmanship, 8-11 (TR)
- 1711 - Swine Fitting & Showmanship, 12-14 (TR)
- 1712 - Swine Fitting & Showmanship, 15-19 (TR)

Section D - Market Hog Home Born & Raised (No premiums - Ribbon only)

- A 4-H Home Born & Raised Market Hog must be both birthed and raised by a 4-H exhibitor on the exhibitor's property, or on a superintendent verified site. (The animal must be raised by the 4-H exhibitor at the place of birth.) Exhibitors may only show one animal in this class.

Class

- 1713 - Home Born & Raised (R)

Section E - Market Gilts & Barrows (Placing premium table = 102)

- Read and follow General Swine Rules.
- All market/carcass hogs must be ear-tagged at one of the countywide tagging days.
- Maximum optimal starting weight as of June 15 is 105 lbs.

Class

- 1714 - Market Gilt
- 1715 - Champion Lightweight Market Gilt (TR)
- 1716 - Res. Champion Lightweight Market Gilt (TR)
- 1717 - Champion Light Mediumweight Market Gilt (TR)
- 1718 - Res. Champion Light Mediumweight Market Gilt (TR)
- 1719 - Champion Heavy Mediumweight Market Gilt (TR)
- 1720 - Res. Champion Heavy Mediumweight Market Gilt (TR)
- 1721 - Champion Heavyweight Market Gilt (TR)
- 1722 - Res. Champion Heavyweight Market Gilt (TR)
- 1723 - Grand Champion Gilt (PR)
- 1724 - Reserve Grand Champion Gilt (PR)
- 1725 - Market Barrow
- 1726 - Champion Lightweight Market Barrow (TR)
- 1727 - Res. Champion Lightweight Market Barrow (TR)
- 1728 - Champion Light Mediumweight Market Barrow (TR)
- 1729 - Res. Champion Light Mediumweight Market Barrow (TR)
- 1730 - Champion Heavy Mediumweight Market Barrow (TR)
- 1731 - Res. Champion Heavy Mediumweight Market Barrow (TR)
- 1732 - Champion Heavyweight Market Barrow (TR)
- 1733 - Res. Champion Heavyweight Market Barrow (TR)
- 1734 - Grand Champion Barrow (PR)
- 1735 - Reserve Grand Champion Barrow (PR)

Section F - Carcass Hog Contest (Placing premium table = 105a)

- Entry in this section is limited to 10 participants. If more than 10 exhibitors submit entry forms, selection of the 10 participants will be based on a combined factor of exhibitor age plus number of years in the project.
- A member's carcass hog must be one of the market hogs registered in their name.
- Hogs entered in the Carcass Class must weigh at least 225 lbs. but not more than 320 lbs. at weigh-in for in order to be eligible to compete or be disqualified.

- Hogs entered in the carcass contest must be in good health, be of sound quality meeting industry standards and MDARD health regulations. No hogs with ruptured navels, excessive limping, prolapse, abscess, or respiratory (upper or lower) concerns will be allowed as determined by the Swine Superintendent and/or Assistant Superintendents and MSU Extension staff.
- Live Hog weigh-in will take place on **Saturday, September 7, 2024, at 10:00 a.m.** at the fairgrounds.
- If a carcass animal is disqualified at the live evaluation, the member can request that the animal be shipped with the rest of the carcass animals for butchering, however, the member will be responsible for all processing expenses and the animal will not be entered into the carcass contest. Exhibitor will still be required to attend hanging evaluation for educational purposes.
- The Carcass Hog Evaluation will take place on Tuesday, September 10, 2024 at 6:00 p.m. at Bontrager's Custom Meat Processing, Leonidas.
- Exhibitors participating in this contest must attend the hanging Carcass Hog Evaluation in order to receive a premium and any associated awards or be disqualified from the contest.
- Carcass evaluation judging criteria will include: carcass score and quality (color, texture and exudation). Severe cases of PSE will be disqualified based on judge's discretion.
- Hog carcasses must meet the following certification standards in order to place in the class: carcass length = 29.5" minimum, loin eye area = 4.5 sq. in. minimum, back fat = 0.4" minimum. If an exhibitor's hog does not meet this certification standards, the member will only be eligible for a participation ribbon.

Class

- 1736 - Carcass Hog
- 1737 - Champion Carcass Hog (based on % muscle) (TR)
- 1738 - Reserve Champion Carcass Hog (based on % muscle) (TR)
- 1739 - Carcass Efficiency (T)

Department 12 - Poultry

Angie Landis, Superintendent
Karrie Landis, Market Chicken Assistant Superintendent
Michele Kelley, Turkey Assistant Superintendent
Karyn Scheffler, Breeding Stock Assistant Superintendent

- See www.michigan.gov/mdard/animals/exhibitions.
- Read and follow "General Exhibitor Livestock Rules" starting on Page 7.
- Exhibitors will not be allowed to enter or exhibit in this species department if exhibited at another county fair during the current year.
- All chickens and turkeys for exhibition must either:
 - Originate from a pullorum-typhoid clean flock and have been housed separately from birds of unknown or positive pullorum-typhoid health-status. One of the following must accompany your registration form: parent flock National Poultry Improvement Plan (NPIP) certification number, MDA form VS9-2, MDA form VS9-3. **OR**

- b. Be tested by an authorized educator (a licensed, accredited veterinarian or a Michigan Department of Agriculture certified pullorum tester) within 90 days of the show. A copy of MDA state pullorum test certificate must accompany your registration form.
5. All breeding stock poultry must be in exhibitor's possession by wing/leg-banding date. Breeding stock (chickens, ducks and geese) and pigeons will also be leg-banded on Sunday, August 18, 2024 or Monday, August 19, 2024, 4:00 - 7:00 p.m. at the fairgrounds. Pullorum testing will be available at the wing/leg banding. Exhibitor may register up to two (2) birds for each breeding stock class.
6. Breeding stock poultry age (including chickens, ducks and geese) is defined as: **A "young" bird is one hatched from previous fair, October 1 to current fair September 30. A "mature" bird is one that is 12 months old or older.**
7. All breeding stock and market poultry must be owned by the exhibitor or have joint ownership within a family corporation and/or partnerships of 4-H members with one or more parent, sibling, and/or legal guardian. Cross-tagging is acceptable among immediate family members only.
8. **Feeding, Watering & Cleaning:** 4-H Poultry Project members are responsible for feeding and watering their birds, plus cleaning the cage(s) their birds are housed in at fair. Each member will be charged per pen for shavings and feed that are used. **This money will be deducted from the member's livestock check.** Poultry pens must be stripped of all bedding and replaced with fresh bedding each morning. **Cleaning and feeding times are as follows: 6:00 - 8:00 a.m. and 6:00 - 8:00 p.m.** The 4-H Poultry Project Superintendent and/or Assistant Superintendents will inspect pens after these times to determine if feeding, watering and cleaning has been done in accordance with generally accepted animal husbandry practices. Feed and shavings will be locked up except at feeding and cleaning times.
9. Eggs will not be housed at the fair, and must be taken home following judging. Eggs are to be kept in the exhibitors' possession before and after judging. **Do not leave them in the barn. Note:** Best-of-Show will be on display in the still exhibit barn.
10. All market and breeding stock poultry (including pigeons) must be checked in and housed in the 4-H poultry barn at fair on **Friday, September 13, 2024, 4:00 - 7:00 p.m.** All market poultry must be weighed before being housed. All breeding stock poultry must have leg bands checked before being housed. No class changes will be allowed after the declaration of classes. Pen assignments for all poultry to be handled by the 4-H Poultry Superintendent and/or 4-H Poultry Assistant Superintendents.
11. **4-H Poultry should not be brought to the fair in any size cardboard box.** Birds should be well bedded. At check-in poultry must be **clean and dry**. Care must be given to transport poultry to the fair in cages with adequate bedding, ventilation and drainage. Weigh-in personnel may refuse weighing/housing of 4-H poultry until the birds are clean and dry. All poultry must have tags in place at check-in.
12. **No shipping crates, cages or boxes may be stored in the 4-H Poultry Barn during the fair.**
13. The exhibitor is required to supply his/her own cage to transport birds to and from the show arena for show and

sale. 4-H fair housing cages may not be used for this purpose.

14. **Exhibitor Dress Code: For showmanship only, black pants, white long-sleeved shirt and leather closed toed shoes.** Proper show attire for all other classes. No hats allowed.
15. An exhibitor may exhibit only once in a given class.
16. **Order of Show:** Waterfowl, Pigeons, Eggs, Showmanship, Breeding Stock Chickens, Breeding Stock Turkeys, Market Turkeys (toms then hens), Market Chickens (cockerels then pullets). **The show will be on Sunday, September 15, 2024.**
17. All 4-H breeding stock birds and "live pick-up" market birds must be picked up between **6:00 - 7:00 a.m.** on Sunday, September 22, 2024.
18. **Poultry and Rabbit Fee:** 4-H members are responsible for paying for the processing fee and associated expenses if their buyer chooses to take advantage of this service. All fees are deducted from the gross sale value.
19. Any problems/illness with poultry needs to be brought to the attention of the superintendent. No medications may be given without permission.
20. **Exhibitors are required to be present for barn clean-up on Saturday, September 21, 2024 at 10:00 p.m. and Sunday, September 22, 2024 at 6:00 a.m. Each member is responsible for the clean-up of their pen and general barn duty.**

Section A - Poultry Project Evaluation (A, B, C premium table = 2)

1. **Required participation by all exhibitors:** All 4-H members exhibiting a poultry project must participate in the 4-H Poultry Project Evaluation. A completed evaluation includes an interview with a judge and competing in the poultry skill-a-thon. Exhibitors who have both breeding and market poultry will only complete one evaluation of their choice. Failure to complete an appropriate evaluation will result in their poultry project animals' disqualification from the show and require the removal of their birds from the fairgrounds.
2. **Interview Schedule:** Poultry Project Interviews will be conducted on a first-come, first-served basis on **Saturday, September 14, 2024, 2:00 - 6:00 p.m.** at the pen where the exhibitor's poultry project animal(s) are housed. Exhibitors must be in line 30 minutes prior to the end of the interview schedule.

Class

- 14001 - Market Chicken Evaluation - exhibitors 8-11 years old
- 14002 - Best-of-Show in class 14001 (R)
- 14003 - Market Chicken Evaluation - exhibitors 12-14 years old
- 14004 - Best-of-Show in class 14003 (R)
- 14005 - Market Chicken Evaluation - exhibitors 15-19 years old
- 14006 - Best-of-Show in class 14005 (R)
- 14007 - Market Turkey Evaluation - exhibitors 8-11 years old
- 14008 - Best-of-Show in class 14007 (R)
- 14009 - Market Turkey Evaluation - exhibitors 12-14 years old
- 14010 - Best-of-Show in class 14009 (R)
- 14011 - Market Turkey Evaluation - exhibitors 15-19 years old
- 14012 - Best-of-Show in class 14011 (R)
- 14013 - Breeding Stock Poultry Project Evaluation - exhibitors 8-11 years old
- 14014 - Best-of-Show in class 14013 (R)

- 14015 - Breeding Stock Poultry Project Evaluation - exhibitors 12-14 years old
- 14016 - Best-of-Show in class 14015 (R)
- 14017 - Breeding Stock Poultry Project Evaluation - exhibitors 15-19 years old
- 14018 - Best-of-Show in class 14017 (R)

**Section B - Poultry Project Skill-A-Thon
(No premiums - Ribbon only)**

1. All poultry project skill-a-thons will take place on **Saturday, September 14, 2024, 2:00 - 6:00 p.m.**
- 14019 - Poultry Skill-a-Thon - exhibitors 8-11 years old
 - 14020 - Poultry Skill-a-Thon - exhibitors 12-14 years old
 - 14021 - Poultry Skill-a-Thon - exhibitors 15-19 years old

**Section C - Poultry Fitting & Showmanship
(Placing premium table = 102)**

1. Open only to those exhibitors exhibiting chickens (Sections D and F).
2. Entry must be made in showmanship classes.
3. Exhibitors must show their own project animal.
4. If there are too many entries in a class, it may be divided at the discretion of the Superintendent and/or MSU Extension.

Class

- 14022 - Poultry Fitting & Showmanship, 8-11 (TR)
- 14023 - Poultry Fitting & Showmanship 12-14. (TR)
- 14024 - Poultry Fitting & Showmanship 15-19 (TR)

**Section D - Market Chickens
(Placing premium table = 102)**

1. Read and follow "General Exhibitor Livestock Rules" starting on Page 7.
2. Read and follow general 4-H Poultry Project rules.
3. Exhibitor may make one entry in **either** this section **or** Section E (Market Turkeys).
4. Market chickens must be hatched Saturday, July 20, 2024 or after. Hatcheries *normally* hatch on Saturdays or Sundays, and deliver chicks to poultry sale outlets on Monday or Tuesday.
5. Countywide wing-banding and registration of market chickens will take place on Sunday, August 18, 2024 and Monday, August 19, 2024, 4:00 - 7:00 p.m. at the fairgrounds. Market birds not registered with the MSU Extension office on either of these dates are not eligible for exhibition at the fair. **Birds must be clean and parasite free. Proof of purchase and Pullorum papers must be presented before tagging and they also must be turned in at this time.** All birds may be cross-tagged between family members living in the **SAME** primary household. The first family member may tag up to 8 birds, either turkeys or chickens but not both, with up to 5 additional birds per family member. (Example: a family with three poultry exhibitors can tag a maximum total of 18 birds (8 + 5 +5)).
6. Market pullets must weigh a minimum of 8 lbs./pen and cockerels 9 lbs./pen, or they will not be allowed to exhibit at fair.
7. Market cockerels will show first in 2024, followed by market pullets (order rotates annually).
8. The superintendent will determine the number of weight classes utilized.

Class

- 14025 - Market Pullet
- 14026 - Market Cockerel
- 14027 - Champion Pen Lightweight Market Pullets (TR)
- 14028 - Res. Champion Pen Lightweight Market Pullets (R)
- 14029 - Champion Pen Light-Mediumweight Market Pullets (TR)
- 14030 - Res. Champion Pen Light-Mediumweight Market Pullets (R)
- 14031 - Champion Pen Mediumweight Market Pullets (TR)
- 14032 - Res. Champion Pen Mediumweight Market Pullets (R)
- 14033 - Champion Pen Light-Heavyweight Market Pullets (TR)
- 14034 - Res. Champion Pen Light-Heavyweight Market Pullets (R)
- 14035 - Champion Pen Heavyweight Market Pullets (TR)
- 14036 - Res. Champion Pen Heavyweight Market Pullets (R)
- 14037 - Champion Pen Lightweight Market Cockerels (TR)
- 14038 - Res. Champion Pen Lightweight Market Cockerels (R)
- 14039 - Champion Pen Light-Mediumweight Market Cockerels (TR)
- 14040 - Res. Champion Pen Light-Mediumweight Market Cockerels (R)
- 14041 - Champion Pen Mediumweight Market Cockerels (TR)
- 14042 - Res. Champion Pen Mediumweight Market Cockerels (R)
- 14043 - Champion Pen Light-Heavyweight Market Cockerels (TR)
- 14044 - Res. Champion Pen Light-Heavyweight Market Cockerels (R)
- 14045 - Champion Pen Heavyweight Market Cockerels (TR)
- 14046 - Res. Champion Pen Heavyweight Market Cockerels (R)
- 14047 - Grand Champion Pen Market Chickens (PR)
- 14048 - Res. Grand Champion Pen Market Chickens (PR)

**Section E - Market Turkeys
(Placing premium table = 102)**

1. Read and follow "General Exhibitor Livestock Rules" starting on Page 7.
2. Read and follow general 4-H Poultry Project rules.
3. Exhibitor may make one entry in **either** this section **or** Section D (Market Chickens).
4. Market turkeys must be hatched Saturday, May 18, 2024 or after. Hatcheries *normally* hatch on Saturdays or Sundays, with delivery of poults to poultry sale outlets by Monday or Tuesday of the following week.
5. Countywide vaccination, tagging, and registration of market turkeys will take place on Sunday, July 14, 2024 or Monday, July 15, 2024, 5:00 - 7:00 p.m. at the fairgrounds. Market birds not registered with the MSU Extension office on either of these dates are not eligible for exhibition at the fair. **Birds must be clean and parasite free.** If your turkeys do not get vaccinated on either of these two dates, they will not be allowed to exhibit at the fair. **Note:** All turkeys on your premises must be vaccinated. Proof of purchase and Pullorum papers must be presented and turned in before tagging and vaccinations are administered.
6. All birds may be cross-tagged between family members living in the same primary household. The first family member may tag up to 8 birds, either turkeys or chickens but not both, with up to 5 additional birds per family member. (Example: a family with three poultry exhibitors can tag a maximum total of 18 birds (8 + 5 +5)).
7. Market turkeys must weigh a minimum of 24 lbs./pen for hens or 32 lbs./pen for toms. Pens of market turkeys that

weigh less than these minimum weight standards will not be allowed to exhibit at fair.

8. The superintendent will determine the number of weight classes utilized.

Class

- 14049 - Market Hen
- 14050 - Market Tom
- 14051 - Champion Pen Lightweight Market Hens (TR)
- 14052 - Res. Champion Pen Lightweight Market Hens (R)
- 14053 - Champion Pen Light-Mediumweight Market Hens (TR)
- 14054 - Res. Champion Pen Light-Mediumweight Market Hens (R)
- 14055 - Champion Pen Mediumweight Market Hens (TR)
- 14056 - Res. Champion Pen Mediumweight Market Hens (R)
- 14057 - Champion Pen Light-Heavyweight Market Hens (TR)
- 14058 - Res. Champion Pen Light-Heavyweight Market Hens (R)
- 14059 - Champion Pen Heavyweight Market Hens (TR)
- 14060 - Res. Champion Pen Heavyweight Market Hens (R)
- 14061 - Champion Pen Lightweight Market Toms (TR)
- 14062 - Res. Champion Pen Lightweight Market Toms (R)
- 14063 - Champion Pen Light-Mediumweight Market Toms (TR)
- 14064 - Res. Champion Pen Light-Mediumweight Market Toms (R)
- 14065 - Champion Pen Mediumweight Market Toms (TR)
- 14066 - Res. Champion Pen Mediumweight Market Toms (R)
- 14067 - Champion Pen Light-Heavyweight Market Toms (TR)
- 14068 - Res. Champion Pen Light-Heavyweight Market Toms (R)
- 14069 - Champion Pen Heavyweight Market Toms (TR)
- 14070 - Res. Champion Pen Heavyweight Market Toms (R)
- 14071 - Grand Champion Pen Market Turkeys (PR)
- 14072 - Res. Grand Champion Pen Market Turkeys (PR)

Section F - Breeding Stock Chickens (Placing premium table = 102)

1. Countywide banding of breeding stock chickens will take place at the fairgrounds on Sunday, August 18, 2024 or Monday, August 19, 2024, 4:00 - 7:00 p.m. **Birds must be clean and parasite free. Pullorum papers must be presented/or testing done before banding.**
2. Exhibitors may exhibit in a maximum of four classes in this section.
3. Exhibitors will only be allowed 2 pens at the fair under discretion of the 4-H Poultry Superintendent or 4-H Program Coordinator due to pen availability.
4. Exhibitors will be required to pay \$2.00 per pen for feed/bedding costs at time of check-in.
5. **A "young" bird is one hatched from previous fair, October 1 to current fair September 30. A "mature" bird is one that is 12 months old or older.**

Class

- 14073 - Young standard male (Young = hatched this year)
- 14074 - Best-in-Show in Class 14073 (R)
- 14075 - Mature standard male (Mature = hatched prior to this year)
- 14076 - Best-in-Show in Class 14075 (R)
- 14077 - Champion Standard Male, Classes 14074 & 14076 (TR)
- 14078 - Young standard female
- 14079 - Best-in-Show in Class 14078 (R)
- 14080 - Mature standard female
- 14081 - Best-in-Show in Class 14080 (R)
- 14082 - Champion Standard Female, Classes 14079 & 14081 (TR)

- 14083 - Young Bantam male
- 14084 - Best-in-Show in Class 14083 (R)
- 14085 - Mature Bantam male
- 14086 - Best-in-Show in Class 14085 (R)
- 14087 - Champion Bantam Male, Classes 14084 & 14086 (TR)
- 14088 - Young Bantam female
- 14089 - Best-in-Show in Class 14088 (R)
- 14090 - Mature Bantam female
- 14091 - Best-in-Show in Class 14090 (R)
- 14092 - Champion Bantam Female, Classes 14089 & 14091 (TR)
- 14093 - Grand Champion Breeding Stock Chicken (PR)
- 14094 - Res. Grand Champion Breeding Stock Chicken (PR)

Section G - Breeding Stock Turkeys (A, B, C premium table = 2)

1. Must go through all vaccination procedures.
2. May bring up to two (2) turkeys (1 male/1 female)
3. May show a maximum of two (2) classes. May include Heritage Turkeys or Production Turkeys
4. All turkeys shown in Section G MUST be taken home.
5. Exhibitor will be required to pay \$2.00 per pen for feed/bedding costs at time of check-in

Class

- 14095 - Tom
- 14096 - Best-of-Show in Class 14095 (R)
- 14097 - Hen
- 14098 - Best-of-Show in Class 14097 (R)
- 14099 - Champion Breeding Stock Turkey (TR)
- 14100 - Reserve Champion Breeding Stock Turkey (R)

Section H - Egg Production (A, B, C premium table = 2)

1. Exhibitors may exhibit in a maximum of two classes in this section.
2. Members own birds must produce eggs.
3. Eggs must be graded, cleaned, free from defects and placed in a clean carton provided by the exhibitor.
4. Egg judging takes place on **Sunday, September 15, 2024.**
5. Best-of-Show dozen eggs will be auctioned at the small animal auction.

Class

- 14101 - 1 dozen white standard chicken eggs
- 14102 - 1 dozen brown standard chicken eggs
- 14103 - 1 dozen other color standard chicken eggs
- 14104 - 1 dozen bantam chicken eggs
- 14105 - 1 dozen duck eggs
- 14106 - Best-of-Show in Egg Production (TR)

Section J - Pigeons (Placing premium table = 102)

1. Pigeons must be registered at the countywide tagging on Sunday, August 18, 2024 or Monday, August 19, 2024, 4:00 - 7:00 p.m.
2. Exhibitors may exhibit in a maximum of two classes in this section.
3. Exhibitors will be required to pay \$2.00 per pen for feed/bedding costs at time of check-in.

Class

- 14107 - Show-Type - Female

- 14108 - Show-Type - Male
- 14109 - Best-in-Show Show-Type Pigeons (R)
- 14110 - Tumblers/Rollers/Homers - Single male or female
- 14111 - Best-in-Show Tumbler/Roller/Homer Pigeons (R)
- 14112 - Champion Pigeons (TR)

Section K - Ducks
(Placing premium table = 102)

1. Ducks must be registered at the countywide tagging on Sunday, August 18, 2024 or Monday, August 19, 2024, 4:00 - 7:00 p.m.
2. Exhibit must be a pair (1 male, 1 female).
3. Exhibitors may exhibit in a maximum of two classes in this section.

Class

- 14113 - Pair of Young Standard Ducks (Young = hatched this year).
- 14114 - Best-in-Show Young Standard Ducks (R)
- 14115 - Pair of Mature Standard Ducks (Mature = hatched prior to this year).
- 14116 - Best-in-Show Mature Standard Ducks (R)
- 14117 - Champion Standard Ducks (TR)
- 14118 - Pair of Young Bantam Ducks
- 14119 - Best-in-Show Young Bantam Ducks (R)
- 14120 - Pair of Mature Bantam Ducks
- 14121 - Best-in-Show Mature Bantam Ducks (R)
- 14122 - Champion Bantam Ducks (TR)

Section L - Geese
(Placing premium table = 102)

1. Geese must be registered at the countywide tagging on Sunday, August 18, 2024 or Monday, August 19, 2024, 4:00 - 7:00 p.m.
2. Exhibit must be a pair (1 male, 1 female).
3. Exhibitors may exhibit in a maximum of two classes in this section.

Class

- 14123 - Pair of Young Geese (Young = hatched this year).
- 14124 - Best-in-Show Young Geese (R)
- 14125 - Pair of Mature Geese (Mature = hatched prior to this year).
- 14126 - Best-in-Show Mature Geese (R)
- 14127 - Champion Geese (TR)

Department 14 - Rabbits

Heather Teadt, Superintendent
Nancy Mangus, Assistant Superintendent
Kaley Thornburgh, Assistant Superintendent

1. See www.michigan.gov/mdard/animals/exhibitions.
2. Read and follow "General Exhibitor Livestock Rules" starting on Page 7.
3. Exhibitors will not be allowed to enter or exhibit in this species department if exhibited at another county fair during the current year.
4. The exhibitor must own all breeding stock and market rabbits or have joint ownership within a family corporation

- and/or partnerships of 4-H members with one or more parent, sibling, and/or legal guardian.
- 5. All members are required to participate in the Rabbit Project Evaluation (Section A).
- 6. **COUNTYWIDE TATTOOING: Wednesday, August 7, 2024 5:00 - 7:00 pm or Sunday, August 11, 2024, 10:00 a.m. - 1:00 p.m.** Exhibitors must attend one of these dates and have their rabbits tattooed and registered with the MSU Extension office to be eligible to show at fair.
- 7. **Family Tagging: MARKET RABBITS ONLY. Each member may tattoo up to six (6) rabbits. All rabbits may be cross-tagged between family members living in the same primary household.**
- 8. **All 4-H exhibitors can exhibit in three (3) classes** from sections D - J and can exhibit in both market and breeding stock classes (1 market pen & 2 breeding stock or 2 breeding stock). **Breeding stock rabbits cannot be in the same class.**
- 9. All members are encouraged to participate in Fitting and Showmanship (Section C), Market Kindling Report (Section K), and Rabbit Science (Department 69 - Sciences, Section H).
- 10. All market and breeding stock rabbits will be weighed, checked in and housed in 4-H Rabbit Barn on **Friday, September 13, 2024, 4:00 - 7:00 p.m.** All rabbits must be weighed before being housed. The 4-H Rabbit Project Superintendent assigns pens.
- 11. Rabbits must be clean and dry when presented for check-in. **All rabbits must pass a health inspection in order to enter the barn. Each member needs to bring their own towel or carpet square for the table during the health inspection/weigh-in of their rabbits.** Weigh-in personnel may refuse weighing/housing rabbits until the animals are in acceptable condition. The Superintendent will make the final decision.
- 12. No toys, blankets, etc. may be placed in cages.
- 13. A resting platform may be used for breeding stock only.
- 14. Hay/roughage may be supplied to your rabbits to prevent diarrhea. This is the only allowable supplemental feed.
- 15. **Wheelbarrow and shovel are no longer provided for morning chores.**
- 16. Exhibitor must furnish clean heavy plastic or ceramic crock water dishes as follows: Each pen of **market** rabbits must have **one 7" diameter dish/crock**. Each pen of **breeding stock** rabbits must have **one 5" or larger crock/hard plastic dish** for water. Rabbits will not be housed until the correct size dishes or crocks have been furnished.
- 17. 4-H rabbits must be transported to the fair and to/from the 4-H Rabbit Show and the 4-H Small Livestock Sale in standard metal rabbit transport cages and bottom wire must be off the ground. No "pet taxi" carriers, clothes baskets, or cardboard boxes allowed. (Reason: ventilation and keeping rabbits out of their own urine.) **4-H rabbits will not be allowed entry in non-appropriate cages.**
- 18. No cages may be stored in the rabbit barn during the fair.
- 19. **Poultry and Rabbit Fee:** 4-H members are responsible for paying for the processing fee and associated expenses if their buyer chooses to take advantage of this service. All fees are deducted from the gross sale value.
- 20. Dress code for rabbit showmanship: white long-sleeved shirt, black pants and closed toed shoes. Dress code for Market & Breeding Stock classes: **long-sleeve shirt**, dark colored pants and closed toed shoes. **No hats or jewelry allowed.** Exception: If a member is showing another animal a white lab coat may be worn over other clothes.

21. **Show order for 2024:** Cloverbuds, Showmanship, Breeding Stock, Market (kindled by member then purchased).

**Section A - Rabbit Project Evaluation
(A, B, C premium table = 2)**

- Required participation by all exhibitors:** All 4-H members exhibiting any type of rabbit project must participate in the 4-H Rabbit Project Evaluation. A completed evaluation includes the following: an interview with a judge and competing in the rabbit skill-a-thon. Exhibitors who have both breeding and market rabbits must complete an interview for each. Failure to complete the appropriate evaluation(s) will result in their rabbit project animal(s) disqualification from the show(s) and require the removal of their rabbits from the fairgrounds.
- Interview Schedule:** Rabbit Project Interviews will be conducted on an individual basis on **Saturday, September 14, 2024, 2:00 - 6:00 p.m.** at the cage where the exhibitor's rabbit project animal(s) are housed.

Class

- 1501 - Market Rabbit Evaluation - exhibitors 8-11 years old
1502 - Best-of-Show in class 1501 (R)
1503 - Market Rabbit Evaluation - exhibitors 12-14 years old
1504 - Best-of-Show in class 1503 (R)
1505 - Market Rabbit Evaluation - exhibitors 15-19 years old
1506 - Best-of-Show in class 1505 (R)
1507 - Breeding Stock Rabbit Project Evaluation - exhibitors 8-11 years old
1508 - Best-of-Show in class 1507 (R)
1509 - Breeding Stock Rabbit Project Evaluation - exhibitors 12-14 years old
1510 - Best-of-Show in class 1509 (R)
1511 - Breeding Stock Rabbit Project Evaluation - exhibitors 15-19 years old
1512 - Best-of-Show in class 1511 (R)

**Section B - Rabbit Project Skill-A-Thon
(No premiums - Ribbon only)**

- All rabbit project skill-a-thons will take place on **Saturday, September 14, 2024, 2:00 - 6:00 p.m.**, first come, first serve. **Note:** Exhibitors who have both breeding and market rabbits will only complete one skill-a-thon.

Class

- 1513 - Rabbit Skill-a-Thon - exhibitors 8-11 years old
1514 - Rabbit Skill-a-Thon - exhibitors 12-14 years old
1515 - Rabbit Skill-a-Thon - exhibitors 15-19 years old

**Section C - Rabbit Fitting & Showmanship
(Placing premium table = 102)**

- All exhibitors are eligible and encouraged to compete in Fitting & Showmanship classes.
- Entry must be made in showmanship class.
- Exhibitors must show their own project animal.
- If there are too many entries in a class, it may be divided at the discretion of the Superintendent and/or MSU Extension.

Class

- 1516 - Rabbit Fitting & Showmanship, 8-11 (TR)
1517 - Rabbit Fitting & Showmanship, 12-14 (TR)

- 1518 - Rabbit Fitting & Showmanship, 15-19 (TR)

**Section D - Market Rabbits:
Kindled from Exhibitor's Own Breeding Stock
(Placing premium table = 102)**

- Read and follow "General Exhibitor Livestock Rules" starting on Page 7.
- All market rabbits must be in exhibitor's possession, tattooed (looking at the rabbit from behind) in the left ear with a pre-assigned St. Joseph County number, and registered in the St. Joseph County MSU Extension office by **August 11** of the current project year to be eligible for the St. Joseph County Fair. **Note:** Tattooing must be done at the countywide tattooing on Wednesday, August 7, 5:00 - 7:00 p.m. or Sunday, August 11, 2024, 10:00 a.m. - 1:00 p.m.
- Exhibitors may tattoo six market rabbits, including cross tattooing, but may show and sell only three rabbits (1 pen) at the fair.
- It is recommended that market rabbits be 10-12 weeks of age at fair time.
- Exhibit shall consist of three rabbits, any sex.
- Only three rabbits may be presented for weigh-in/check-in at fair. Selection of the three best rabbits to combine as a "pen" must be made prior to arriving at check-in table.**
- Each market rabbit must weigh a minimum of 3 lbs. with a minimum total pen weight of 9 lbs. and maximum total pen weight of 17 lbs. Pens weighing less than 9 lbs. or more than 17 lbs. **will be ineligible for show and sent home immediately.**
- The criteria for judging a commercial market rabbit are: meat type, condition, uniformity, and fur.
- Market pens must be commercial breeds that are raised primarily for meat consumption per ARBA (i.e. Californian, New Zealand, Silver Fox, etc.). Contact Heather Teadt, Rabbit Superintendent, if you are unsure whether a breed qualifies.
- Exhibitors may make one entry in either Section D or E.

Class

- 1519 - Market Rabbits Kindled from Exhibitor's Own Breeding.
1520 - Champion Lightweight Pen. (TR)
1521 - Reserve Champion Lightweight Pen. (TR)
1522 - Champion Light-Mediumweight Pen. (TR)
1523 - Reserve Champion Light-Mediumweight Pen. (TR)
1524 - Champion Mediumweight Pen. (TR)
1525 - Reserve Champion Mediumweight Pen. (TR)
1526 - Champion Heavyweight Pen. (TR)
1527 - Reserve Champion Heavyweight Pen. (TR)

**Section E - Purchased Market Rabbits
(Placing premium table = 102)**

- Read and follow rules in Section D.

Class

- 1528 - Purchased Market Rabbits.
1529 - Champion Lightweight Pen. (TR)
1530 - Reserve Champion Lightweight Pen. (TR)
1531 - Champion Light-Mediumweight Pen. (TR)
1532 - Reserve Champion Light-Mediumweight Pen. (TR)
1533 - Champion Mediumweight Pen. (TR)
1534 - Reserve Champion Mediumweight Pen. (TR)
1535 - Champion Heavyweight Pen. (TR)

1536 - Reserve Champion Heavyweight Pen. (TR)

Section F - Championship Market Rabbits

1. To be chosen from the winners of Classes 1519-1527 and 1528-1536.

Class

- 1537 - Grand Champion Pen Market Rabbits. (PR)
1538 - Reserve Grand Champion Pen Market Rabbits. (PR)

Section G - Crossbred Breeding Stock Rabbits (Placing premium table = 102)

1. All breeding stock rabbits must be in exhibitor's possession, identified by a legible tattoo in the left ear, and registered in the St. Joseph County MSU Extension office by **August 11** of the current project year. Exhibitors may tattoo **only six** breeding stock rabbits.
2. Crossbred rabbits that meet American Rabbit Breeders Association (ARBA) breed standards may be moved to show as Purebred Rabbits at the judge's discretion.
3. **BREEDING STOCK RABBITS MUST BE PICKED UP ON SUNDAY, SEPTEMBER 22, 2024 BY 8:00 A.M.**

Class

- 1539 - Senior Doe, 7 months of age or older.
1540 - Junior Doe, 6 months of age and younger.
1541 - Champion Crossbred Doe. (TR)
1542 - Reserve Champion Crossbred Doe. (TR)
1543 - Senior Buck, 7 months of age or older.
1544 - Junior Buck, 6 months of age and younger.
1545 - Champion Crossbred Buck. (TR)
1546 - Reserve Champion Crossbred Buck. (TR)
1547 - Grand Champion Crossbred Rabbit. (PR)
1548 - Reserve Grand Champion Crossbred Rabbit. (PR)

Sections H and J - Purebred Breeding Stock Rabbits (Placing premium table = 102)

1. All breeding stock rabbits must be in exhibitor's possession, identified by a legible tattoo in the left ear and registered in the St. Joseph County MSU Extension office by **August 11** of the current project year. Exhibitors may tattoo **only six** breeding stock rabbits.
2. Purebred rabbits must meet American Rabbit Breeders Association (ARBA) breed standards to be eligible. No papers required.
3. Consult American Rabbit Breeders Association (ARBA) "Standard of Perfection" guide to determine which class (Junior or Senior) a given rabbit should be entered in.
4. **BREEDING STOCK RABBITS MUST BE PICKED UP ON SUNDAY, SEPTEMBER 22, 2024 BY 8:00 A.M.**

Section H - Fancy Breeding Stock Rabbits (Placing premium table = 102)

Class

- 1549 - Senior Doe, 7 months of age or older.
1550 - Junior Doe, 6 months of age and younger.
1551 - Champion Fancy Purebred Doe. (TR)
1552 - Reserve Champion Fancy Purebred Doe. (TR)
1553 - Senior Buck, 7 months of age or older.
1554 - Junior Buck, 6 months of age and younger.
1555 - Champion Fancy Purebred Buck. (TR)
1556 - Reserve Champion Fancy Purebred Buck. (TR)

- 1557 - Grand Champion Fancy Purebred Rabbit. (PR)
1558 - Reserve Grand Champion Fancy Purebred Rabbit. (PR)

Section J - Commercial Breeding Stock Rabbits (Placing premium table = 102)

Class

- 1559 - Senior Doe, 7 months of age or older.
1560 - Junior Doe, 6 months of age and younger.
1561 - Champion Commercial Purebred Doe. (TR)
1562 - Reserve Champion Commercial Purebred Doe. (TR)
1563 - Senior Buck, 7 months of age or older.
1564 - Junior Buck, 6 months of age and younger.
1565 - Champion Commercial Purebred Buck. (TR)
1566 - Reserve Champion Commercial Purebred Buck. (TR)
1567 - Grand Champion Commercial Purebred Rabbit. (PR)
1568 - Res. Grand Champion Commercial Purebred Rabbit. (PR)

Section K - Market Rabbit Kindling Report (A, B, C premium table = 2)

Educational Objective: To show knowledge gained throughout Kindling Project.

1. This section is optional and open to exhibitors who kindled their pen of 4-H market rabbits from their own breeding stock (see Section D).
2. Exhibit two (2) 11" x 14" posters with six (6) 4" x 6" photographs and captions of the following: one photograph each of housing facility, buck, and doe. Three photographs showing the progress and growth of litter. (Poster board available at St. Joseph County MSU Extension office.)

Class

- 1569 - Exhibit completed 4-H Market Rabbit Kindling Report and 11" x 14" poster containing six photographs
1570 - Best-of-Show Mkt. Rabbit Kindling Report. (TR)

Department 16 - Horses & Ponies

Danielle Sackrider, Superintendent
Racheal Hartman, Assistant Superintendent

General Rules and Information

1. Horse Project members and their parents/guardians are responsible for knowing and obeying the rules governing the exhibition of horses and ponies in the youth Horse Department at the fair including the [Michigan 4-H Horse and Pony Project Show Rules & Regulations](#). Members may be disciplined by loss of privileges including, but not limited to, loss of fair premium monies and awards; dismissal from a given class(es), and removal of project animal(s) from the fairgrounds. For current year horse project rules and patterns see www.canr.msu.edu/st_joseph/4-h/4_h_horse_and_pony.
2. All project animals must be registered in the St. Joseph County MSU Extension office by May 1 of the current project year. All exhibitors may only show animals signed up in exhibitor's name at the St. Joseph County fair. Members are responsible for supplying the following information, on registration forms, regarding each project animal: name, sex, age, breed, **3 1/2" x 2 1/2" FULL BODY sideview color photo**.

3. Exhibitors may register and show up to six project animals at the fair.
4. **Exhibitors may enter only one exhibit per class.**
*Attention: If you choose to show a given 4-H project animal in **BOTH** a Fitting & Showmanship class and a Horsemanship class, the animal must be shown in the same type of Fitting & Showmanship and Horsemanship classes (i.e., a horse shown in a Gymkhana Fitting & Showmanship class would need to be shown in the corresponding (based on exhibitor age) Gymkhana Horsemanship class, etc.)*
5. Exhibitors will not be allowed to enter or exhibit in this species department if exhibited at another county fair during the current year.
6. Stallions may not be shown/exhibited at the St. Joseph County Grange Fair.
7. A pony is any animal 56" and under. A miniature is any animal 38" and under. The pony/miniature must be measured and registered with a St. Joseph County Pony ID number. See current pony measurement list at www.canr.msu.edu/st_joseph/4-h/4_h_horse_and_pony#Pony.
8. The exhibitor must wear appropriate footwear (i.e., riding boots or approved riding shoes with heels) whenever he/she is mounted on a horse. Exhibitor must also wear an approved ASTM-SEI helmet for the following disciplines: Ridden Gymkhana classes and Hunter classes (including any classes where the exhibitor rides "hunt style"), Saddle Seat, Competitive Trail, Jumping, Classical Dressage, Bareback and at all practice events. The helmets must meet the American Society for testing and Materials (ASTM) testing standards, must be manufactured and distributed by a participant in the certification program of the Safety Equipment Institute (SEI) and must bear the SEI certification label. (See 4-H Bulletin "[Michigan 4-H Horse and Pony Project Rules and Regulations](#)".)
9. All exhibitors are required to wear the number assigned by 4-H Horse Council (HC) for each corresponding horse/exhibitor combination while being judged in any 4-H class at the St. Joseph County Fair.
10. **All animals must be checked in by exhibitor or immediate family member unless prior arrangements are made in writing and filed at the MSU Extension office 24 hours in advance of check in times at the fair.**
11. All horses and ponies must be checked-in and stalled at the fairgrounds **by 5:00 p.m. Saturday, September 14, 2024.** HC Executive Board will do a walk through from 5:00 - 6:00 p.m. Horses must remain in their stalls during this time. Horses and ponies may arrive **Friday, September 13, 2024 per leader permission.**
12. All requests for trailering in are to be made in writing to the 4-H Horse/Pony Project Superintendent, or in their absence to the Assistant Superintendent. For a copy of the form see www.canr.msu.edu/st_joseph/4-h/4_h_horse_and_pony#Forms.
13. Each club member will be responsible for filling at least one stall at fair. Equine to be stalled must be on file in the county registration book and have a negative Coggins.

Health Requirements

14. See www.michigan.gov/mdard/animals/exhibitions.
15. Michigan law requires that all equine entered in exhibitions, expositions or fairs must test negative to an official Equine Infectious Anemia (EIA) test (**Coggins Test**) within the calendar year, or the previous 30 days, and be able to present proof in the form of an official EIA laboratory report (Coggins Test Report). Proof of testing will be required as follows:

- A. A copy of the Coggins Test Report for each horse/pony to be exhibited at fair must be attached to the exhibitor's Horse Fair Entry Form.
- B. The exhibitor must have the original Coggins Test Report on-site at the fairgrounds and must be prepared to produce the test report upon request.
16. All 4-H project animals intended for exhibition at fair must be physically able to be stalled at the fair for the entire week.
17. Exhibitors who remove their project animal(s) from the fairgrounds without approval will forfeit their related premiums and will not be allowed to exhibit in any remaining fair classes. Once removed, project animal will not be allowed on fairgrounds the remainder of the week. See your leader or Horse Council Board member if removal is needed, as a vet check may be required. Fee for the veterinarian is only assessed if care is provided.
18. All horses and ponies must be fed, watered, and exercised daily.

Fair Rules and Information

19. Exhibitors must stable a 4-H project animal in the 4-H Barns on the fairgrounds unless approved by the HC Board.
20. A given exhibitor in this division may receive premiums for no more than five classes.
21. Classes may be divided at the discretion of the 4-H Horse Project Superintendent and/or MSU Extension. **Note:** Classes may be combined/dropped due to low entry numbers.
22. An award will be awarded in each class provided there is a worthy exhibitor as determined by the judge.
23. Horses and ponies must be ridden using a bridle, hackamore, or bosal.
24. Horses and ponies may not be ridden/driven in the barns or in any of the areas where campers are parked.
25. Horses and ponies may only be led out of the east end of the barns.
26. All stalls must be cleaned daily.
27. Horses and ponies must be returned to their stall each night by 9:45 p.m.
28. Horses and ponies may only be washed in the designated wash areas.
29. Horses and ponies may not be tied to any practice ring or show arena fence at any time.
30. **Horses and ponies, when tied, must be properly and safely secured with a halter and lead rope or trailer tie. Bridles must be removed. No neck tying. Failure to follow this safety rule could result in dismissal.**
31. All **breed standard** grooming techniques (including extensions) are allowed.
32. Exercising of 4-H horses and ponies: 4-H horses and ponies must be on lead while going to and from the designated exercise areas.

Horse Sharing Rules and Information

33. Primary and Secondary participants may not enter the same class (including showmanship) with the exception of one-at-a-time, set patterned classes.
34. Both members hereby agree to meet any guidelines established by the St. Joseph County 4-H Horse Council, Program Coordinator, and/or specialty leaders.
35. Horse/pony/mini must be registered in both primary and secondary 4-H members' names with photo/Coggin's on file.
36. Members must attend minimum number of workouts as established by specialty area leader(s) to be able to show the shared animal at 4-H shows and/or St. Joseph County Grange Fair in Centreville, MI.

Horse Science: Department 69 - Sciences: Section E.
Some awards are attached to the completion of this project that is judged and exhibited with the still projects.

English High Point Award Rules:

- A. Members must be enrolled and participate in the Classical Dressage and/or the Jumping programs and must show in at least one Jumping or Dressage test class at the St. Joseph County Fair.
- B. A given exhibitor may receive this award one time only.
- C. Points will be awarded from placing in English classes (all dressage classes, all jumping classes, all saddle seat pleasure classes, all saddle seat equitation classes, all hunter under saddle classes, all hunt seat equitation classes, all dressage suitability classes, all dressage seat equitation classes, all English pleasure classes, all English equitation classes, all English riding classes) at the Horse Council sponsored shows and/or at the St. Joseph County Grange Fair.
- D. Points will be awarded as follows: up to 6 placings for Horse Council sponsored shows and up to 8 placings at fair. **Points are not pro-rated.**
- E. In the case of a tie, the winner will be determined based on the highest total accumulated points in the jumping and dressage classes.
- F. Walk/Trot classes are eligible for this award.

The Horse with the Most Heart Award Rules:

- A. Points are accumulated at Horse Council sponsored shows and/or fair based on the number of entries, one point per entry, up to six points at Horse Council sponsored shows and up to eight points at fair. **Points are pro-rated.**
- B. Tiebreaker is the horse and rider team with the most 1st places.
- C. Every 4-H speed event will count for points including gymkhana showmanship and gymkhana horsemanship, but points will be awarded in only one class per show. You may accumulate points for more than one horse/rider combination.
- D. First place can be won repeatedly, but only once with the same horse and rider combination.

Driving High Point Award Rules:

- A. Members must be enrolled and participate in the driving program and must show at the St. Joseph County Fair. Points for this award are accumulated at the St. Joseph County Fair only.
- B. Points will be awarded from the placings in the following five (5) classes: Working Pleasure, Reinsmanship, Drive & Showmanship, Driven Obstacle and highest Driven Dressage points. If a 4-H member is enrolled in more than one dressage class with the same horse, pony or miniature the points will be taken only from the highest placing.
- C. **Points will be pro-rated** by the number of participants in the class.
- D. Exhibitors showing more than one equine will accumulate points on each animal or pair of animals separately; points are on a one-horse/one-driver basis or pair horses/one-driver basis.
- E. This award can be won repeatedly, but only once with the same horse/driver combination.
- F. In case of a tie: The winner will be determined by the exhibitor who beats the most drivers in Driving Reinsmanship. If the tie remains, then the exhibitor who beats the most drivers in working pleasure class will win the award. If a third breaker is required, the exhibitor who beats the most drivers in obstacles will win.

Megan Holt All Around Award

- A. Belt buckles: Buckles to be awarded to the overall Champion and Reserve Champion with the most points earned from 11 show bill classes at the St. Joseph County Fair and Horse Science.
- B. Based on the following show bill classes: showmanship, Western pleasure, English pleasure, bareback, trail, reining, poles, barrels, flags, keyhole, and speed and action.
- C. Walk/Trot classes do not count for this award.
- D. To be eligible for this award the exhibitor must attend and qualify in the gymkhana program and show a minimum of 9 show bill classes at the fair.
- E. Members that complete the Horse Science project at the fair will earn 10 points.
- F. Points are tabulated as follows: Eight points for first place, seven points for second place, six points for third place, five points for fourth place, four points for fifth place, three points for sixth place, two points for seventh place and one point for eighth place.
- G. Points will be counted regardless of the number of entries in the class. **Points are not pro-rated.**
- H. Points will be counted by the HC tabulation/point committee.
- I. Exhibitors showing more than one horse or pony will accumulate points on each animal separately.
- J. This award may be won multiple times but only once with the same horse/rider combination.
- K. Tiebreaker will be the fastest time in speed and action.
- L. The second tiebreaker will be the number of horses beaten in showmanship class.

Prairie Ponies High Point In-Hand Award Rules:

- A. The purpose of the award is to recognize excellence in four (4) in-hand miniature horse and pony classes in the St. Joseph County 4-H Horse Program project area.
- B. The award will be based on the performance of the team of one horse/pony and one handler. All horses/ponies must be 46" and under.
- C. A member may compete with more than one horse/pony combination. The winner will be the horse/pony and handler combination with the highest number of points. The award will not be granted to the same team two years in a row.
- D. This award is to be presented at the 4-H Horse awards event at the St Joseph County Grange Fair on the last weekend of the fair.
- E. The award is a Plaque stating the name of the award and \$50 to enhance the recipient's 4-H experience or toward horse related items/tack.
- F. The recipient will present their intentions to the 4-H Horse Council at a Horse Council meeting where the check will be presented to the recipient.
- G. Points will be accumulated from Horse Council sponsored shows and/or Fair Driving/In-Hand Show.
- H. The four (4) classes eligible for points are: in-hand hunter, in-hand jumping, in-hand trail and showmanship.
- I. Not all classes need to be entered to qualify.
- J. Points will be tabulated as stated and the number of entries in the class does not affect the outcome of points: up to 6 placings at Horse Council sponsored shows and 8 placings at fair. **Points are not pro-rated.**
- K. The Horse Council points committee will tabulate the points. If there is a tie, the In-Hand Jumper class at the fair will be the tie breaker.
- L. All participants' points will be tabulated.

St. Joseph County 4-H High Point Awards Rules:

- A. Will be awarded for a Champion and Reserve Champion in the following age groups: 13-19 and 8-12.

- B. Fair and/or Horse Council sponsored show classes are counted for this award. Top five (5) placings in the following classes per show will count for the award. Classes are bareback, Western horsemanship, hunt seat equitation, hunt seat pleasure, showmanship, saddle seat equitation, saddle seat pleasure, trail, Western pleasure, and Western/English riding.
- C. Points are tabulated as follows: up to 6 placings for Horse Council sponsored shows and up to 8 placings for fair. **Points are not pro-rated.**
- D. In the event of a tie, the committee will count the number of 1st places received. If a tie remains, 2nd place will be counted and so on.
- E. Points will be counted by the 4-H Horse Council tabulation/point committee. 4-H Horse Council President will confirm all tallied points.
- F. Walk/Trot classes do not count toward this award.

Walk/Trot Award

- A. An award will be given for each age division (8-11 and 12-19 years old) with the most points earned at Horse Council sponsored shows and/or the St. Joseph County Fair in the walk/trot classes.
- B. Classes eligible for points are Walk/Trot Western Horsemanship, Walk/Trot Pleasure, Walk/Trot English Equitation, Walk/Trot English Pleasure, Walk/Trot Bareback and Walk/Trot Trail.
- C. Not all classes need to be entered to qualify.
- D. **Points are pro-rated based** upon the class size of those that compete in the class.
- E. Points will be counted by the Horse Council tabulation/point committee.
- F. Tie breaker will be the Walk/Trot Western Horsemanship class.
- G. Same rider/horse combination may not win this award 2 years in a row.

In-Hand Gymkhana Award

- A. 4-H Youth must be enrolled in and participate in the in-hand miniature horse/pony gymkhana classes at the St. Joseph County Fair.
- B. Points for this award are accumulated at the St. Joseph County Fair only.
- C. Every in-hand gymkhana speed class will count toward the award, excluding in-hand jumping and in-hand hunter.
- D. The purpose of this award is to recognize excellence in the in-hand miniature horse and pony classes of the St. Joseph County 4-H Horse Program project area.
- E. All miniature horses/ponies must be 46 inches and under.
- F. The award will be based on the performance of the team (project animal and youth), per age division.
- G. Youth may show more than one miniature horse/pony and will accumulate points on each animal separately.
- H. The award will be presented at the 4-H Horse Awards ceremony at the St. Joseph County Grange Fair or at an alternative scheduled place/time of Horse Council's choosing.
- I. Classes will be timed with placings per class based on fastest time with the least amount of errors/faults.
- J. Points will be awarded based on placing in all the in-hand miniature horse/pony gymkhana classes.
- K. Points will be tabulated as follows: eight points for first place, seven points for second place, six points for third place, five points for fourth place, four points for fifth place, three points for sixth place, two points for seventh place and one point for eighth place. **Points are not pro-rated.**
- L. In the case of a tie, the winner will be determined by the fastest time in the in-hand cloverleaf class.

- M. Award can only be won by horse/youth combination one time.

St. Joseph County Western High Point Award

- A. Members must be enrolled and participate in the Western Dressage program and must show in at least one Western Dressage class at the St. Joseph County Fair.
- B. Points will be awarded based on placing in Bareback Horsemanship, Western Horsemanship, Western Pleasure, Reining, Ranchmanship, Ranch Pleasure, and all Western Dressage tests at the St. Joseph County Grange Fair.
- C. Not all classes need to be entered to qualify.
- D. Points will be tabulated as follows: eight points for first place, seven points for second place, six points for third place, five points for fourth place, four points for fifth place, three points for sixth place, two points for seventh place and one point for eighth place. **Points are not pro-rated.**
- E. In the case of a tie, the winner will be determined based on the highest total points in the dressage classes.
- F. Same rider/horse combination may not win this award 2 years in a row.
- G. Walk/Trot classes are eligible for this award.

Competitive Trail Award

- A. Exhibitor/Horse combination must attend at least two (2) qualifying trail rides before the official judged ride. See horse project rule book.
- B. Trail Ride is completed prior to fair, written test is completed at fair.
- C. Up to 8 placings will be awarded based on the overall ride. Points based on the competitive trail scoring requirements.
- D. In case of a tie, the winner will be determined by the horse with the lowest pulse & respiration.

Section A - Fitting & Showmanship (Placing premium table = 102)

1. **Attention:** If you choose to show a given 4-H project animal in **BOTH** a Fitting & Showmanship class and a Horsemanship class, the animal must be show in the same type of Fitting & Showmanship and Horsemanship classes (i.e., a horse shown in a Gymkhana Fitting & Showmanship class would need to be shown in the corresponding Gymkhana Horsemanship class, etc.)
2. **Attention:** To participate in a Gymkhana Showmanship class, horse/rider combination must compete in a minimum of three gymkhana performance classes.
3. Only one (1) showmanship class will be allowed per horse/rider combination.

Class

- 90001 - Horse/ Pony Showmanship, over 52", exhibitors 15-19
- 90002 - Pony/Mini Horse Showmanship, ponies 52" & under, exhibitors 15-19
- 90003 - Pony Showmanship, over 38" to 56", exhibitors 12-14
- 90004 - Pony Showmanship, over 38" to 56", exhibitors 8-11
- 90005 - Mini-Horse Showmanship, 38" & under, exhibitors 12-14
- 90006 - Mini-Horse Showmanship, 38" & under, exhibitors 8-11
- 90007 - Horse Showmanship, exhibitors 12-14
- 90008 - Horse Showmanship, exhibitors 8-11
- 90009 - Gymkhana Showmanship Horse/Pony, exhibitors 15-19
- 90010 - Gymkhana Showmanship Horse/Pony, exhibitors 12-14
- 90011 - Gymkhana Showmanship Horse/Pony, exhibitors, 8-11
- 90012 - Champion Senior Showman (**Special TR**)
Top horse exhibitor 15-19 years old will compete as the Horse Project representative in the Sweepstakes Showmanship Contest.

- 90013 - Res. Champion Senior Showman. **(Special R) 15-19**
 90014 - Champion Junior Showman. **(Special TR) 8-14**
 90015 - Res. Champion Junior Showman. **(Special R) 8-14**

Section B - Western Horsemanship
(Placing premium table = 102)

- Attention:** If you choose to show a given 4-H project animal in **BOTH** a Fitting & Showmanship class and a Horsemanship class, the animal must be shown in the same type of Fitting & Showmanship and Horsemanship classes (*i.e., a horse shown in a Gymkhana Fitting & Showmanship class would need to be shown in the corresponding Gymkhana Horsemanship class, etc.*) **Once this requirement has been met, additional horsemanship classes can be completed. See rule 2.**
- Attention:** In order to participate in a Gymkhana Horsemanship class, horse/rider combination must compete in a minimum of three gymkhana performance classes. **Note: There was an updated Gymkhana Horsemanship Pattern starting in 2023. See the pattern in the St. Joseph County Project rule book: www.canr.msu.edu/st_joseph/4-h/4_h_horse_and_pony**

Class

- 90101 - Pony Horsemanship, all ponies, exhibitors All Ages
 90102 - Horse Horsemanship, all horses, exhibitors 13-19
 90103 - Horse Horsemanship, all horses, exhibitors 8-12
 90104 - Gymkhana Horsemanship, Horse/Pony, exhibitors 13-19
 90105 - Gymkhana Horsemanship, Horse/Pony, exhibitors 8-12

Section C - Bareback Horsemanship
(Placing premium table = 102)

Class

- 90201 - Pony Bareback, all ponies, exhibitors All Ages
 90202 - Horse Bareback Horsemanship, all horses, exhibitors 13-19
 90203 - Horse Bareback Horsemanship, all horses, exhibitors 8-12

Section D - English Equitation
(Placing premium table = 102)

Class

- 90301 - Horse Equitation, Hunt Seat, exhibitors 13-19
 90302 - Horse Equitation, Hunt Seat, exhibitors 8-12
 90303 - Pony Equitation, Hunt Seat, exhibitors All Ages

Section E - Western Pleasure
(A, B, C premium table = 2)

Class

- 90401 - Pony Western Pleasure, all ponies, exhibitors All Ages
 90402 - Horse Western Pleasure, all horses, exhibitors 13-19
 90403 - Horse Western Pleasure, all horses, exhibitors 8-12

Section F - English Pleasure
(A, B, C premium table = 2)

Class

- 90501 - Horse English Pleasure, Hunt Seat, exhibitors 13-19
 90502 - Horse English Pleasure, Hunt Seat, exhibitors 8-12
 90503 - Pony English Pleasure, Hunt Seat, exhibitors All Ages

Section G - Saddleseat
(Placing premium table = 102)

- For appropriate appointments of horse and rider see current 4-H Horse and Pony Show Rules & Regulations.
- See General Rule No. 8 above.

Class

- 90601 - Saddleseat Equitation- exhibitors All Ages
 90602 - Saddleseat Pleasure- exhibitors All Ages

Section J - Gymkhana
(A, B, C premium table = 2)

- Exhibitor must participate in a minimum of two approved workouts, **and/or** gymkhana coordinator approval will be required to participate in any gymkhana event at the fair.
- A breast collar must be used when exhibiting in this section.
- Horse/pony appointments:** All snaffle bits (including "O" rings "D" rings, egg butts), draw bits, gag bits, and hackamore combinations are acceptable in gymkhana classes.
- Exhibitor must show in at least three gymkhana classes at the St. Joseph County Fair on Saturday to be eligible to exhibit in gymkhana horsemanship and showmanship classes on Sunday.
- A 5-second penalty will be assessed for knocking over a barrel, pole, cone or pattern marker.
- Speed and Action Class: Spinning to a stop more than 90 degrees in the box, as determined by the judge, may result in disqualification.
- While mounted, horse/pony may be led into the show area no more than one horse length past the gate in any class in this section.
- The pattern that will be used for the flag race classes will be the Indiana flag race.
- Horse/riders will have one minute to enter the arena. Time starts when horse/rider is called.
- Blindfolding a horse to get into the arena is not acceptable and will result in immediate disqualification.
- The Champion and Reserve Champion will be determined with a run-off. The Run-off will be based on the top point earner at fair per age division, for horse and for pony (2 horse, 2 pony). The pattern will be Stakes Race on Even Years and Barrels/Cloverleaf on Odd Years.**
- Refer to the current St. Joseph County 4-H Horse Project Rule Book for additional rules. www.canr.msu.edu/st_joseph/4-h/4_h_horse_and_pony#County

Class

- 90801 - Horse Speed & Action, exhibitors 13-19
 90802 - Horse Speed & Action, exhibitors 8-12
 90803 - Pony Speed & Action, exhibitors 13-19
 90804 - Pony Speed & Action, exhibitors 8-12
 90805 - Horse Pole Bending, exhibitors 13-19
 90806 - Horse Pole Bending, exhibitors 8-12
 90807 - Pony Pole Bending, exhibitors 13-19
 90808 - Pony Pole Bending, exhibitors 8-12
 90809 - Horse Cloverleaf, exhibitors 13-19
 90810 - Horse Cloverleaf, exhibitors 8-12
 90811 - Pony Cloverleaf, exhibitors 13-19
 90812 - Pony Cloverleaf, exhibitors 8-12
 90813 - Horse Flag Race, exhibitors 13-19
 90814 - Horse Flag Race, exhibitors 8-12

- 90815 - Pony Flag Race, exhibitors 13-19
- 90816 - Pony Flag Race, exhibitors 8-12
- 90817 - Horse Keyhole, exhibitors 13-19
- 90818 - Horse Keyhole, exhibitors 8-12
- 90819 - Pony Keyhole, exhibitors 13-19
- 90820 - Pony Keyhole, exhibitors 8-12
- 90821 - Horse Down & Back, exhibitors 13-19
- 90822 - Horse Down & Back, exhibitors 8-12
- 90823 - Pony Down & Back, exhibitors 13-19
- 90824 - Pony Down & Back, exhibitors 8-12
- 90825 - Champion Gymkhana Horse Exhibitor.

(Special TR and Award)

- 90826 - Reserve Champion Gymkhana Horse Exhibitor.
(Special TR and Award)
- 90827 - Champion Gymkhana Pony Exhibitor.
(Special TR and Award)
- 90828 - Reserve Champion Gymkhana Pony Exhibitor.
(Special TR and Award)

**Section K - Green Western/English Pattern
(A, B, C premium table = 2)**

1. Flying lead changes will be weighted more over simple lead changes. Simple lead changes will not be disqualified.
2. Pattern is located in Horse Project Rule Book:
www.canr.msu.edu/st_joseph/4-h/4_h_horse_and_pony

Class

- 90901 - Western or English Pattern, exhibitors All Ages

**Section L - Trail
(A, B, C premium table = 2)**

1. Classes will take place after Champion Showmanship.

Class

- 91001 - Trail, Horse/Pony, exhibitors 13-19
- 91002 - Trail, Horse/Pony, exhibitors 8-12
- 91003 - Trail, Horse/Pony, W/T only, exhibitors All Ages.
- 91004 - In-Hand Trail/Obstacles, Horse/Pony 46" & under, exhibitors 13-19
- 91005 - In-Hand Trail/Obstacles, Horse/Pony 46" & under, exhibitors 8-12

**Section M - Costume
(A, B, C premium table = 2)**

Educational Objective: To show creativity and original work encompassing a central theme for you and your horse.

1. Class to be divided as Individual (1-2 people/1 horse), or as a group (2 people or more/1 horse or more).
2. If shown as a group, the class is determined by the **oldest** member within that group.
3. To be shown at a walk one way from the arena and lined up in the middle of the arena for final judging.
4. Costume entries must be led, ridden or driven. All youth must wear protective headgear (certified ASTM/SEI helmet) when riding or driving. Harness must be secured and properly fitted, if riding or driving their entry and may utilize one or more of the handlers or horses.
5. The costume must be considered safe.
6. Class is to be judged 75% on originality of costume and 25% on presentation.
7. The 2024 theme is "**Games**".

Class

- 91101 - Costume Class, horse/pony, 8-12.
- 91102 - Costume Class, horse/pony, 13-19.

Section N - Driving

1. Exhibitors must participate in at least two approved driving workouts during the current project year unless otherwise approved by the driving coordinators. Participation must be "hands-on" and include project animal and cart.
2. Exhibitors are eligible to compete in the pair classes their first year of 4-H only with the approval of the 4-H Driving Coordinators.
3. In 4-H pair driving classes only, a given 4-H member may utilize a 4-H horse/pony project animal registered in another St. Joseph County 4-H member's name as the second animal in his/her pair. The resulting pair may only be trained and exhibited by the 4-H member in question.
4. Refer to the current project year rules.
www.canr.msu.edu/st_joseph/4-h/4_h_horse_and_pony

**Performance Classes
(A, B, C premium table = 2)**

Class

- 91201 - Single Light Horse/Pony Working Pleasure 38" & over- exhibitors All Ages.
- 91202 - Single Draft Horse/Draft Pony Working Pleasure, exhibitors All Ages.
- 91203 - Single Mini-Horse Working Pleasure, under 38", exhibitors 13-19.
- 91204 - Single Mini-Horse Working Pleasure, under 38", exhibitors 8-12.
- 91205 - Pair of Draft Horses/Draft Ponies Working Pleasure, exhibitors All Ages.
- 91206 - Pair of Light Horses/Ponies/Mini Horses Working Pleasure, exhibitors All Ages
- 91207 - Versatility (Drive/Show/Jump) 46" & under, exhibitors All ages.
- 91208 - Drive & Showmanship, Horse/Pony 38" & over, exhibitors All Ages
- 91209 - Drive & Showmanship, Draft Horse/Draft Pony, exhibitors All Ages
- 91210 - Drive & Showmanship Mini Horse, under 38", exhibitors 13-19.
- 91211 - Drive & Showmanship, Mini Horse, under 38", exhibitors 8-12.
- 91212 - Obstacle, Single Miniature, under 38", exhibitors All Ages.
- 91213 - Obstacle, Single Horse/Draft/Pony 38" & over, exhibitors All Ages.
- 91214 - Obstacle, Pairs, exhibitors All Ages.

**Reinsmanship Classes
(Placing premium table = 102)**

Class

- 91215 - Single Light Horse/Pony Reinsmanship, 38" & over, exhibitors All Ages.
- 91216 - Single Draft Horse/Draft Pony Reinsmanship, exhibitors All Ages
- 91217 - Single Mini-Horse, Reinsmanship, under 38", exhibitors 13-19.
- 91218 - Single Mini-Horse, Reinsmanship, under 38", exhibitors 8-12.

- 91219 - Pair of Draft Horses/Draft Ponies Reinsmanship, exhibitors All Ages.
- 91220 - Pair of Light Horses/ Ponies /Mini Horses Reinsmanship, exhibitors All Ages.
- 91221 - Grand Champion Driver Draft Single/Pair. (TR)
- 91222 - Grand Champion Driver Light Horse/Ponies, Single/Pairs. (TR)
- 91223 - Grand Champion Driver Mini Horse Single/Pairs. (TR)

**In-Hand Classes
(Placing premium table = 102)**

1. Horse/exhibitor must attend a minimum of two (2) workouts unless approved by the in-hand/driving coordinators.

Class

- 91224 - In-Hand Jumping, 38" to 46", exhibitors All Ages.
- 91225 - In-Hand Jumping, under 38", exhibitors 15-19
- 91226 - In-Hand Jumping, under 38", exhibitors 12-14
- 91227 - In-Hand Jumping, under 38", exhibitors 8-11
- 91228 - In-Hand Hunter, 38" to 46", exhibitors All Ages.
- 91229 - In-Hand Hunter, under 38", exhibitors 15-19
- 91230 - In-Hand Hunter, under 38", exhibitors 12-14
- 91231 - In-Hand Hunter, under 38", exhibitors 8-11
- 91232 - In-Hand Cloverleaf, 46" and under, exhibitors 15-19
- 91233 - In-Hand Cloverleaf, 46" & under, exhibitors 12-14
- 91234 - In-Hand Cloverleaf, 46" & under, exhibitors 8-11
- 91235 - In-Hand Poles, 46" and under, exhibitors 15-19
- 91236 - In-Hand Poles, 46" & under, exhibitors 12-14
- 91237 - In-Hand Poles, 46" & under, exhibitors 8-11
- 91238 - In-Hand Scurry, 46" & under, exhibitors 15-19
- 91239 - In-Hand Scurry, 46" & under, exhibitors 12-14
- 91240 - In-Hand Scurry, 46" & under, exhibitors 8-11
- 91241 - In-Hand Down & Back, 46" & under, exhibitors 15-19
- 91242 - In-Hand Down & Back, 46" & under, exhibitors 12-14
- 91243 - In-Hand Down & Back, 46" & under, exhibitors 8-11

**Driven Dressage Classes
(No premiums in any of these classes)**

1. Each Driven Dressage level is divided into "A" & "B" classes.
2. Entry is limited to two (2) consecutive Dressage test levels. Consult with driving coordinator about test levels.
3. Dressage Test Patterns are located on the 4-H website: www.canr.msu.edu/st_joseph/4-h/4_h_horse_and_pony#Forms

Class

- 91244 - Training Level A.
- 91245 - Training Level B.

Section P - Walk/Trot

1. Any project animal/exhibitor combination exhibiting in this section may not sign-up/enter any class that requires a canter/lope.
2. Horse/Rider walk/trot combination may show up to 2 consecutive years.
3. To continue showing after 2 years in walk/trot per horse/rider combination a veterinarian note or Horse Council approval is required.

**Horsemanship/Equitation
(Placing premium table = 102)**

Class

- 91301 - Walk/Trot Western Horsemanship Horse/Pony, exhibitors 13-19
- 91302 - Walk/Trot Western Horsemanship Horse/Pony, exhibitors 8 -12
- 91303 - Walk/Trot English Equitation, Horse/Pony, exhibitors 13-19
- 91304 - Walk/Trot English Equitation, Horse/Pony, exhibitors 8-12
- 91305 - Walk/Trot Bareback Horse/Pony, exhibitors 13-19
- 91306 - Walk/Trot Bareback Horse/Pony, exhibitors 8-12

Pleasure

(A, B, C premium table = 2)

- 91307 - Walk/Trot Western Pleasure, Horse/Pony, exhibitors 13-19
- 91308 - Walk/Trot Western Pleasure, Horse/Pony, exhibitors 8-12
- 91309 - Walk/Trot English Pleasure, Horse/Pony, exhibitors 13-19
- 91310 - Walk/Trot English Pleasure, Horse/Pony, exhibitors 8-12

**Section Q - Competitive Trail Ride
(Placing premium table = 102)**

1. Trail ride is to be done at a walk/trot and is open to walk/trot and walk/trot/canter exhibitors.
2. Contact the trail coordinator to determine training requirements and eligibility requirements.
3. Exhibitor must have participated in appropriate number of 4-H instructional clinics/trail rides as set forth in the project rules in order to be eligible to participate in this section (with the number dependent on both the exhibitor's and the project animal's 4-H trail ride training experience).
4. Eight placings will be awarded based on the overall ride.
5. Points are based on: Grooming, horsemanship skills, cleanliness of tack, horse care, trail equitation, obstacle management. (see website for scoring information: www.canr.msu.edu/st_joseph/4-h/4_h_horse_and_pony)
6. In case of a tie, the winner will be determined by the horse with the lowest pulse and respiration at the end of the ride, compared to pulse/respiration at start of ride.
7. The judged Competitive Trail Ride will consist of the following:
 - A. Date of Judged Trail Ride will be announced by Competitive Trail Specialty Leader(s) and held prior to fair.
 - B. **Written test to be taken at Fair.**
 - C. Best score of all ages will be the champion. In case of a tie, the horse with the lowest P/R wins.
 - D. Overall champions cannot win 2 consecutive years with the same horse/rider combo.

Class

- 91401 - Horse/pony, exhibitors 13-19.
- 91402 - Horse/pony, exhibitors 8-12.
- 91403 - Champion Trail Ride Horse/Pony.

**Section R - Ranchmanship
(A, B, C premium table = 2)**

Pattern 1 will be used for odd years, pattern 2 will be used for even years. Patterns available in the Horse Project rule book: www.canr.msu.edu/st_joseph/4-h/4_h_horse_and_pony

Class

- 91501 - Ranchmanship Pattern, exhibitors All Ages.
- 91502 - Ranch Pleasure, exhibitors All Ages.

Section S - Hunter Over Fences

1. Coordinator approval is required for entry in each class.
2. "4-H Jumping Safety Guidelines/Class Requirements" are available for viewing/download at www.canr.msu.edu/st_joseph/4-h/4_h_horse_and_pony regarding jumping equipment requirements, class rules, and number of required "hands-on" 4-H jumping clinics that must be attended in order to be eligible to exhibit in this section.
3. No "Schooling" over jumps at the fairgrounds unless 4-H Jumping Program Coordinator is present to supervise. Schooling may only be done with proper attire and tack.
4. Cross-pole classes may be executed at the trot.

**Performance Classes:
(A, B, C premium table = 2)**

Class

- 91601 - Jump to Jazz, exhibitors All Ages.

**Equitation Classes:
(Placing premium table = 102)**

Class

- 91602 - Cross-Rail Equitation, exhibitors All ages - trot only.
- 91603 - Beginning Hunter Equitation, exhibitors All Ages.
- 91604 - Hunter over Fences, exhibitors All Ages.

**Section T - Ridden Dressage
(No premiums)**

1. To enter any Dressage flat classes, Dressage Seat Equitation, and/or Suitable for Dressage at Fair you must do at least one Dressage Test.
2. Entry is limited to two consecutive Dressage test levels.
3. Entry is limited to two consecutive Western Dressage test levels.
4. Dressage Test Patterns are located on the 4-H website: www.canr.msu.edu/st_joseph/4-h/4_h_horse_and_pony#Forms

Class

- 91701 - Walk/Trot Dressage Seat Equitation, All Ages.
- 91702 - Walk/Trot Suitable for Dressage (Pleasure), All Ages
- 91703 - Dressage Seat Equitation, exhibitors All Ages.
- 91704 - Suitable for Dressage (Pleasure), exhibitors All Ages
- 91705 - Intro to Dressage, W/T, Test A, exhibitors All Ages
- 91706 - Intro to Dressage, W/T, Test B, exhibitors All Ages
- 91707 - Intro to Dressage, W/T or W/T/C, Test C, exhibitors All Ages
- 91708 - Dressage Training Level - Test I, W/T/C, exhibitors All Ages
- 91709 - Dressage Training Level - Test II, W/T/C, exhibitors All Ages

- 91710 - Dressage Training Level - Test III, W/T/C, exhibitors All Ages

- 91711 - Musical Freestyle, exhibitors All Ages
- 91712 - Western Intro, Test I, W/T, exhibitors All Ages
- 91713 - Western Intro, Test II, W/T exhibitors All Ages
- 91714 - Western Basic, Test I, W/T/C, exhibitors All Ages
- 91715 - Western Basic - Test II, W/T/C, exhibitors All Ages

**Section U - Reining
(Placing premium table = 102)**

1. Pattern 1 will be used for odd years, pattern 2 will be used for even years. Patterns available in the Horse Project rule book: www.canr.msu.edu/st_joseph/4-h/4_h_horse_and_pony

Class

- 91801 - Reining Pattern, exhibitors All Ages

**Section V - Horse Judging
(A, B, C premium table = 2)**

Educational Objective: To show knowledge gained throughout Horse Judging this year.

1. Exhibit poster (11" x 14") that illustrates what has been learned about a single aspect of horse judging.

Class

- 91901 - Horse Judging, exhibitors 8-11 years old.
- 91902 - Best Exhibit in class 91901. (R)
- 91903 - Horse Judging, exhibitors 12-14 years old.
- 91904 - Best Exhibit in class 91903. (R)
- 91905 - Horse Judging, exhibitors 15-19 years old.
- 91906 - Best Exhibit in class 91905. (R)

Department 22 - Cats & Dogs

**Cats and Cat Care
Sandy Summey, Superintendent**

General Rules and Information

1. A cat is a feline over one year of age as of the show date. A kitten is any feline four months to one year of age as of the show date.
2. Pregnant cats and kittens less than four months of age are ineligible to show.
3. Exhibitors will not be allowed to enter an exhibit in this species department if exhibited at another county fair during the current year.
4. For sections D & E exhibitor is NOT required to exhibit a feline for show.

Health Requirements

5. Felines with infectious, contagious or toxicological disease may not be brought to the 4-H Cat Show (see leaders to learn requirements for receiving a "complete" for the project).
6. The exhibitor is responsible for documenting to their cat leaders that their feline(s) have received the required vaccinations:
 - Cats and Kittens: 3-in-1 vaccination and/or booster within past three years and receive their rabies booster within 12 months of the show or document

from the veterinarian that the cat has received a three-year rabies vaccination within three years of the show date. Feline panleukopenia (distemper), rhinotracheitis and calci vaccinations (3-in-1) and booster 3 in 1 prior to the show.

7. If a licensed veterinarian did not administer vaccinations, the exhibitor must complete the 4-H Feline Vaccination Verification Form and submit it to their cat leader.

Fair Rules and Information

8. Feline must be brought to the fair in a well-ventilated carrier suitable for its size.
9. All cats must be removed from the fairgrounds upon completion of judging.
10. All cats must have their toenails clipped.
11. First-year exhibitors may show only one feline.
12. Second-year exhibitors may show one or two different felines. One entry per class.
13. Third-year and more advanced exhibitors may show up to four different felines. One entry per class.
14. The 4-H Cat Show date: **Thursday, September 12, 2024**, 6:00 p.m. in the Henningsen Show Arena, registration is 5:30 - 6:00 p.m.
15. Cat must be shown with collar/harness and leash, and must be under the control of the exhibitor at all times.
16. Cat judging criteria:
 - **Animal:** Eyes clear and moist; ears free of parasites and dirt; well groomed; shiny coat that is free of dirt, dandruff and parasites; clipped nails; strong straight limbs; appropriate weight. No penalty for de-clawing.
 - **Exhibitor:** Handles feline in proper, considerate manner.
17. Reference materials available for download at www.canr.msu.edu/st_joseph/4-h/4_h_dog_project

Section A - Cat Fitting & Showmanship (Placing premium table = 102)

Class

- 601 - Senior Showmanship, exhibitors 15-19 or 3rd year exhibitor and up. (TR)
- 602 - Intermediate Showmanship, exhibitors 12-14 or 2nd year exhibitors ages 13-19. (TR)
- 603 - Junior Showmanship, exhibitors 8-11 or 1st year exhibitors ages 8-12. (TR)
- 604 - Super Showmanship: All previous years' class winners from classes 600 and 601 are eligible to compete. **Pre-registration is required.** (TR)

Section B - Household/Purebred Cats and Kittens (A, B, C premium table = 2)

Class

- 605 - Longhair Female Cat.
- 606 - Shorthair Female Cat.
- 607 - Champion Female. (PR)
- 608 - Reserve Champion Female. (R)
- 609 - Longhair Male Cat.
- 610 - Shorthair Male Cat.
- 611 - Champion Male. (PR)
- 612 - Reserve Champion Male. (R)
- 613 - Male/Female Kitten.
- 614 - Champion Kitten. (PR)
- 615 - Reserve Champion Kitten. (R)
- 616 - Purebred Cat/Kitten.
- 617 - Champion Purebred. (PR)
- 618 - Reserve Champion Purebred. (R)

- 619 - Grand Champion. (PR)
- 620 - Reserve Grand Champion. (PR)

Section C - Outstanding Feline Personality

1. Awarded to any cat or kitten entered into the show.
2. This award recognizes a feline for its outstanding behavior and personality.

Class

- 621 - "Feline Personality Award". To be awarded to the feline with the best feline personality. (P)

Section D - Cat Husbandry (A, B, C premium table = 2)

Educational Objective: To show knowledge gained throughout Cat Husbandry Project year.

1. Exhibitors should show knowledge gained from the study of cats and cat care, and should consist of a plastic or 3-ring binder notebook.
2. To obtain a copy of the "4-H Cat Husbandry Guidelines" requirements for each year in the project visit www.canr.msu.edu/st_joseph/4-h/4_h_dog_project
3. Judging will take place at the Cat Show on **Thursday, September 12, 2024.**

Class

- 622 - Level I
- 623 - Best-of-Show in class 621 (TR)
- 624 - Level II
- 625 - Best-of-Show in class 623 (TR)
- 626 - Level III
- 627 - Best-of-Show in class 625 (TR)
- 628 - Level IV
- 629 - Best-of-Show in class 627 (TR)
- 630 - Level V
- 631 - Best-of-Show in class 629 (TR)
- 632 - Level VI
- 633 - Best-of-Show in class 631 (TR)

Section E - Cage Decorating & Cat Craft (A, B, C premium table = 2)

Educational Objective: To show creativity and original work encompassing a central theme for your cage or Cat Craft.

1. The exhibitor has the choice of either decorating one of the 4-H cat "holding cages" provided at fair (cage dimensions are 18" high, 24" long, and 24" wide) or his/her own cat carrying or show cage or crate.
2. No costumes on cats/kittens.
3. Decorations must cover the back and sides of the cage. The front of the cage may be covered but the door must be accessible and visible. Coverage on top of cage is optional. A blanket, cushion, etc. should be placed inside the cage for the feline to rest on.
4. Judging to be based on originality and neatness.
5. The exhibitor must change the theme for cage decorating each year.
6. All cat crafts and decorated cat cages will be kept and displayed during fair week.
7. Judging will take place at the Cat Show on **Thursday, September 12, 2024.**

Class

- 634 - Decorated cage
- 635 - Best-of-Show in class 633 (TR)
- 636 - Creative Cat Craft. (No premium)
- 637 - Best-of-Show in class 635 (TR)

Dog Care and Training

Katy Myers, Superintendent

General Rules and Information

1. The exhibitor must have access to the project dog on or before May 1 of the current project year.
2. The exhibitor must train the dog from May 1 through the fair.
3. Exhibitors will not be allowed to enter an exhibit in this species department if exhibited at another county fair during the current year.
4. Dog must be trained in a St. Joseph County, Michigan 4-H dog club and attend at least one-half of the meetings/workouts offered by the dog club they are enrolled in, of the current year.
5. Each project animal will be judged on whether it has been properly conditioned, groomed and fit for show in any and all 4-H dog classes.
6. Exhibitors may exhibit no more than two dogs per class. The exhibitor must be prepared to complete the sits and downs in either a separate class or both dogs at the same time. If both dogs are in the same class handler must show both dogs with no handler assistance.
7. The judge's decision is final.

Health Requirements

8. The exhibitor must present his/her 4-H dog club organizational leader with documentation that his/her project dog has current license and required vaccinations, documented with the St. Joseph County Canine Immunization and License Form. The club organizational leader is responsible for providing all completed forms to the Superintendent by June 1 of the current project year.

Fair Rules and Information

9. Each exhibitor is required to participate in the dog project skill-a-thon on **Wednesday, September 11, 2024** (see section P).
10. **Registration for ALL show classes will be Saturday, September 14, 2024, 7:30 - 8:30 a.m. in the Henningsen Show Arena.** Project dogs will be brought into the show arena, shown, and taken home following the show.
11. Cloverbuds, Obedience, Showmanship, Rally, Agility, Grooming Inspections, Exhibitor Interviews, and presentation of Husbandry Notebooks will take place on **Saturday, September 14, 2024 starting at 8:30 a.m.**
12. All dogs exhibited at the fair must be kept on a leash when not being shown in the ring.
13. Exhibitors may use "slip" collars when exhibiting in 4-H dog obedience and/or rally classes at fair. No pinch collars, "halties" or other similar type of collars allowed. "Gentle" leaders may be used in the beginner Novice class and/or the Pre Novice-A classes. In Pre-Novice classes, leashes must be 6-foot long. In all other Obedience and/or Rally classes the leash need only be long enough to provide adequate slack for heeling in Obedience and to perform all Rally exercises. For Agility, see Agility guidelines.

14. **No outside the ring coaching allowed.** If coaching is observed, the judge can and will deduct points at their discretion.
15. Any dog showing excessive aggression as determined by show officials is to be reported to the Superintendent. Members may be asked to remove the dog from the show area and may be told the dog cannot be shown.
16. If an exhibitor's female dog is "in season" the day of the show, the following rules apply:
 - a. Exhibitors must notify 4-H Dog Project Superintendent at least ½ hour prior to the start of the show that the dog is in season.
 - b. Exhibitors must keep the dog outside the show arena building until called by the ring steward to show in a given class. The dog must then be taken back outside the building until called for the next class. Dogs must be shown in one of the show rings inside the show arena.
 - c. Obedience class competition will be done on an individual basis after all other obedience classes have been completed, regardless of where obedience class in question is in "order of show".
 - d. If a given showmanship class line-up includes an "in season" female, the class will not be held until all obedience classes in the show have been completed. Therefore, the Dog Project Superintendent under this circumstance may change the published order of showmanship classes.
17. In obedience classes, if exhibitor's dog received less than 50% on the total score, he/she may remain in the same class the following year. **Exception:** If class has "A" and "B" divisions, exhibitor must advance to "B" division. Total years in class not to exceed 2 consecutive years. (i.e., One year in "A" and one year in "B" **or** two years in "B".) If they received less than 50% on three or more exercises, they do not qualify for a trophy and/or award. In Rally classes if a dog fails three (3) or more stations they do not qualify for a trophy and/or award.
18. In Obedience, Agility, and Rally classes the exhibitor must show his/her dog at the next highest level at which the dog/dogs have received a qualifying score in any 4-H or non-4-H show.
19. In obedience classes, once a dog has advanced to the next higher-class level, it may not be dropped back to a lower-class level to show except if a new member is showing the dog, it may drop back multiple classes with approval of superintendent.
20. In any dog project classes, exhibitor must have an "A" rating in order to qualify for any trophy and/or award.
21. Each dog entered in any class of the Dog Project, must be judged on grooming on Saturday, September 14, 2024 in the Henningsen Show Arena as part of the scoring process. Any dog not judged on grooming will result in not being eligible to participate in the 4-H Dog Show for the current year.

Section F - Dog Fitting & Showmanship (Placing premium table = 102)

1. Classes may be divided at the discretion of Superintendent and/or MSU Extension.
2. Exhibitors must show their own project animal.
3. All rules listed above apply to Dog Fitting & Showmanship.
4. Show lead with attached chain is **not** allowed.

5. To obtain a copy of the “Dog Project Dress Code” for information on dress code requirements for this section go to www.canr.msu.edu/st_joseph/4-h/4_h_dog_project.

Class

- 701 - Dog Fitting & Showmanship, exhibitors 15-19 (TR)
 702 - Dog Fitting & Showmanship, exhibitors 13-14 (TR)
 703 - Dog Fitting & Showmanship, exhibitors 11-12 (TR)
 704 - Dog Fitting & Showmanship, exhibitors 8-10 (TR)
 705 - Top Dog Showman - Open to 1st & 2nd place winners in classes 700 - 703. (Special T & R, U.S. Savings Bond)

Section G - Dog Obedience (Placing premium table = 102)

1. See St. Joseph County **4-H Dog Obedience Project Guidelines** (available on the 4-H webpage at www.canr.msu.edu/st_joseph/4-h/4_h_dog_project for specific requirements for each class of the Dog Obedience Project.
2. Given dog and/or handler may only exhibit in “A” level classes one time.
3. A given dog may only be exhibited in “B” level classes one time unless the dog starts at the “B” level, and it had a non-qualifying score the first time it was exhibited at the “B” level.
4. The exhibitors 4-H Dog Project Leader, based on the observation of the exhibitor and their dog, determine eligibility for all obedience classes.

Class

- 706 - Beginner Novice
 707 - Best in Class 706 (R)
 708 - Pre-Novice A (on leash), exhibitors 8-12 years old
 709 - Pre-Novice A (on leash), exhibitors 13-19 years old
 710 - Best of Show in classes 708 and 709 (R)
 711 - Pre-Novice B, exhibitors 8-12 years old
 712 - Pre-Novice B, exhibitors 13-19 years old
 713 - Best of Show in classes 711 and 712 (R)
 714 - Beginner Overall Champion (TR)
 715 - Novice A
 716 - Novice B
 717 - Best of Show in classes 715 and 716 (R)
 718 - Graduate Novice A
 719 - Graduate Novice B
 720 - Best of Show in classes 718 and 719 (R)
 721 - Intermediate Overall Champion (PR)
 722 - Advanced Graduate Novice A
 723 - Advanced Graduate Novice B
 724 - Best of Show in classes 722 and 723 (R)
 725 - Open A
 726 - Open B
 727 - Best of Show in classes 725 and 726 (R)
 728 - Pre-Utility A
 729 - Pre-Utility B
 730 - Best of Show classes 728 and 729 (R)
 731 - Utility A
 732 - Utility B
 733 - Best Exhibit in classes 731 and 732 (R)
 734 - Advanced Overall Champion (PR)

Section H - Dog Husbandry (A, B, C premium table = 2)

Educational Objective: To show knowledge gained throughout Dog Project year.

1. See St. Joseph County **4-H Dog Husbandry Project Guidelines** for specific notebook requirements for each year of the Dog Husbandry Project at www.canr.msu.edu/st_joseph/4-h/4_h_dog_project.
2. Plastic or 3-ring binder notebook must be added to each year and must be divided by year.
3. Dog Husbandry project evaluations will take place in the Henningsen Show Arena **Saturday, September 14, 2024**. Notebooks and posters will be left with the Dog Superintendent. Results of the judging of the notebooks and posters will be available in the still exhibit barns throughout the week.

Class

- 735 - 1st-Year. See Rule 1
 736 - Best Exhibit in class 735 (R)
 737 - 2nd-Year. See Rule 1
 738 - Best Exhibit in class 737 (R)
 739 - 3rd-Year. See Rule 1
 740 - Best Exhibit in class 739 (R)
 741 - 4th-Year. See Rule 1
 742 - Best Exhibit in class 741 (R)
 743 - Best of Show in Beginner Division in classes 736, 738, 740, & 742 (TR)
 744 - 5th-Year. See Rule 1
 745 - Best Exhibit in class 744 (R)
 746 - 6th-Year. See Rule 1
 747 - Best Exhibit in class 746 (R)
 748 - 7th-Year. See Rule 1
 749 - Best Exhibit in class 748 (R)
 750 - 8th-Year. See Rule 1
 751 - Best Exhibit in class 750 (R)
 752 - Best of Show in Intermediate Division in classes 745, 747, 749, & 751 (TR)
 753 - 9th-Year. See Rule 1
 754 - 10th-Year. See Rule 1
 755 - Best Exhibit in classes 753 and 754 (R)
 756 - 11th-Year. See Rule 1
 757 - Best Exhibit in class 756 (R)
 758 - Best of Show in Advance Division in classes 755 & 757 (PR)

Section J - 4-H Leader/Service Dog Puppies (A, B, C premium table = 2)

Class

- 759 - Performance trial appropriate for type of service dog.

Section K - 4-H Leader/Service Dog “Puppy Program” Educational Exhibit (A, B, C premium table = 2)

Class

- 760 - Plastic or 3-ring binder notebook and 11” wide and 14” tall poster showing knowledge gained from study of a specific service dog puppy-training program. Notebook should contain information on the history of the service dog program in question, plus information on obtaining, socializing and training a puppy. The exhibitor must report on a different program each year.

761 - Best Exhibit in class 760. (R)

Section L - Specialty Classes
(A, B, C premium table = 6)

1. The team is composed of four dogs and handlers, with each dog showing at Novice level or higher in the obedience classes at the current year's fair. All exercises will be executed at the same time except the "recall".
2. The team may be composed of exhibitors from more than one club.
3. Each team member must make an entry in the Team class.
4. Each team class member will receive an A, B or C premium according to the team A, B or C rating.
5. Each member of the 1st place team will receive an award.
6. Brace is composed of two dogs coupled or uncoupled, handled by one handler during Novice exercises. Dogs must be novice level or higher (no Pre-novice).

Class

762 - Team (See rules 1 - 4).

763 - Champion in Class 762. (Special TR)

764 - Brace (See rule 1 and 6).

765 - Champion in Class 764. (PR)

766 - Veteran's Class - obedience class for dogs seven years old or older by January 1 of current year. Exercises to be performed and judged at the Novice level. Dogs entered in this class may not be entered in any class in Sections G or M. Dogs can be shown in any other class at highest level the handler and/or dog is qualified for. Documentation of dog's age must be provided to dog project leader.

767 - Champion in Class 766. (PR)

Section M - Agility
(Placing premium table = 102)

1. 4-H Dog Project Leader(s) determine eligibility. First year exhibitors and/or dogs must complete and show a pre-novice obedience class in order to be eligible for agility class(es).
2. Dogs over seven (7) years old must have a signed veterinarian approval turned in to the club organizational leader by July 1, 2024.
3. Agility competitors must attend 50% of available agility sessions offered before the fair.
4. **Agility Levels/Classes:** There are four levels of competition within the St. Joseph County 4-H Agility Program: Beginner, Intermediate, Advanced and Graduate. Each level is further divided into class "A" and "B". "A" is for handlers and/or dogs that will be competing at a given agility level for the first time. "B" is for handlers and/or dogs that have competed previously in the "A" class of the agility level.
5. A given dog and/or handler may only exhibit in "A" level classes one time.
6. A given dog may only exhibit in "B" level classes with the same handler one time unless the dog and/or handler starts at the "B" level.
7. See St. Joseph County **4-H Dog Agility Project Guidelines** for specific requirements for each class of the Dog Agility Project at www.canr.msu.edu/st_joseph/4-h/4_h_dog_project.
8. Dogs will wear a flat buckle collar for all agility classes. Beginner Agility class participants will use a 3 foot leash. Dogs are not permitted to wear any collar tags.

Class

768 - Beginner A.

769 - Best in Class - Beginner A (R)

770 - Beginner B.

771 - Best in Class - Beginner B (R)

772 - Beginner Overall Champion. (PR)

773 - Intermediate A.

774 - Best in Class -Intermediate A (R)

775 - Intermediate B.

776 - Best in Class - Intermediated B (R)

777 - Intermediate Overall Champion. (PR)

778 - Advanced A.

779 - Best in Class - Advanced A (R)

780 - Advanced B.

781 - Best in Class - Advanced B (R)

782 - Graduate A.

783 - Best in Class - Graduate A (R)

784 - Graduate B.

785 - Best in Class - Graduate B (R)

786 - Advanced Overall Champion. (PR)

Section N - Rally Classes
(Placing premium table = 102)

1. See St. Joseph County **4-H Dog Rally Project Guidelines** at www.canr.msu.edu/st_joseph/4-h/4_h_dog_project for specific requirements for each class of the Dog Rally Project.
2. A given dog and/or handler may exhibit in "A" level classes one time.
3. In all Rally classes handler and dog must receive a minimum score of 70 to qualify for trophy.
4. In all Rally classes if the handler and dog receive a non-qualifying score (less than 70) they may stay in same class at B level not to exceed 2 consecutive years.
5. **Rally Levels/Classes:** There are four (4) levels of competition within the St. Joseph County 4-H Rally Program: Beginner, Intermediate, Advanced, and Excellent. Each level is further divided into class "A" and "B". "A" is for handlers and/or dogs that will be competing at a given rally level for the first time. "B" is for handlers and/or dogs that have competed previously in the "A" class of the rally level.
6. A given dog and/or handler may only exhibit in "A" level classes one time.
7. A given dog may only exhibit in "B" level classes with the same handler one time unless the dog and/or handler starts at the "B" level.
8. Intermediate, Advance and Excellent classes will be shown off-leash.

Class

787 - Beginner A Rally.

788 - Best in Class - Beginner A Rally (R)

789 - Beginner B Rally.

790 - Best in Class - Beginner B Rally (R)

791 - Beginner Overall Champion. (TR)

792 - Intermediate A Rally.

793 - Best in Class - Intermediate A Rally (R)

794 - Intermediate B Rally.

795 - Best in Class - Intermediate B Rally (R)

796 - Intermediate Overall Champion. (PR)

797 - Advance A Rally.

798 - Best in Class - Advance A Rally (R)

799 - Advance B Rally.

800 - Best in Class - Advance B Rally (R)

- 801 - Excellent A Rally.
- 802 - Best in Class - Excellent A Rally (R)
- 803 - Excellent B Rally.
- 804 - Best in Class - Excellent B Rally (R)
- 805 - Master A and Master B.
- 806 - Best in Class – Master A and Master B (R)
- 807 - Advanced Overall Champion (PR)

**Section P - Dog Project Skill-A-Thon
(No premiums - Ribbon only)**

1. **Required participation by all exhibitors:** All 4-H members exhibiting any type of dog project must participate in the 4-H Dog Project Skill-A-Thon. Failure to complete the appropriate skill-a-thon will result in their dog project animal(s) disqualification from the show(s) and require the removal of their dogs from the fairgrounds on show day.
2. The dog project skill-a-thon will take place at the fairgrounds in the Henningsen Show Arena on **Wednesday, September 11, 2024, 5:30 - 7:30 p.m.**

- 808 - Dog Skill-a-Thon - exhibitors 8-11 years old (R)
- 809 - Dog Skill-a-Thon - exhibitors 12-14 years old (R)
- 810 - Dog Skill-a-Thon - exhibitors 15-19 years old (R)

Department 60 - Needlework

**Section A - Crocheting
(A, B, C premium table = 2)**

1. Section A - Crocheting is limited to personal garments only. Exhibitors may enter only one exhibit in the appropriate garment construction class.
2. Beginning Crocheting (8-11 years old) - Crochet skills to be utilized by members at this level include: chain, single crochet, and double crochet.
3. Intermediate Crocheting (12-14 years old) - Garment made may include a simple crocheted-in design requiring the use of two or more colors and types of yarn.
4. Intermediate Crocheting - A member exhibiting in Crocheting for the first time should select a garment suitable for their ability and may select a simple garment listed under Beginning Crocheting.
5. Advanced Crocheting (15-19 years old) - Garment made should require use of more advanced crocheting skills than those used previously.
6. Advanced Crocheting - A member exhibiting in Crocheting for the first time should select a garment suitable for their ability and may select a simple garment listed under Beginning or Intermediate Crocheting.
7. Exhibitors must have their names on the back of their project(s).

Class

- 6001 - Beginning Crocheting - First-Year - one crocheted garment. Suggested garments: scarf, hat, or vest. Only one solid color or variegated worsted yarn.
- 6002 - Best Exhibit in class 6001. (R)
- 6003 - Beginning Crocheting - Second-Year - Suggested garments: first-year projects not completed in previous

year and a simple sweater, or shawl. More than one color of yarn and/or type may be used.

- 6004 - Best Exhibit in class 6003. (R)
- 6005 - Beginning Crocheting - Third-Year - suggested garments not completed in 1st or 2nd year projects.
- 6006 - Best Exhibit in class 6005. (R)
- 6007 - Intermediate Crocheting - Crocheted garment(s). See 4-H Crocheting Project Guidelines. Suggested garments may be: poncho, sweater, bed socks, mittens or legwarmers.
- 6008 - Best Exhibit in class 6007. (R)
- 6009 - Advanced Crocheting - Crocheted garment(s). See 4-H Crocheting Project Guidelines. Suggested garments may be: skirt, vest, dress, hat, mittens and scarf or create original pattern or design. Exhibitor's choice.
- 6010 - Best Exhibit in class 6009. (R)

**Section B - Creative Crocheting
(A, B, C premium table = 2)**

1. Open to exhibitors of all ages.
2. Exhibitors may enter only one exhibit in this section.
3. Limited to baby outfits and crocheted articles other than garments.
4. A pattern should be used where available. If a pattern is being used, pattern must accompany project at judging.
5. Exhibitors must have their names on the back of their project(s).

Class

- 6011 - Item(s) made with crochet thread (i.e., doilies, place mats, dresser scarf, etc.).
- 6012 - Item(s) made with crochet yarn (i.e., stuffed animal, pillow, toy, baby outfit, etc.) (2 or more items)
- 6013 - Afghan.
- 6014 - Best Exhibit in classes 6011, 6012 & 6013. (R)
- 6015 - Best-of-Show in classes 6002, 6004, 6006, 6008, 6010 & 6014. (TR)

**Section C - Knitting
(A, B, C premium table = 2)**

1. Section C - Knitting is limited to personal garments only. Exhibitors may enter only one exhibit in the appropriate garment construction class.
2. Beginning Knitting (8-11 years old) - Knitting skills to be utilized by members at this level include: cast on, knit, purl, rib, and bind off.
3. Intermediate Knitting (12-14 years old) - Garment made may include a simple knit-in design requiring the use of two or more colors of yarn.
4. Intermediate Knitting - A member exhibiting in Knitting for the first time should select a garment suitable for their ability and may select a simple garment listed under Beginning Knitting.
5. Advanced Knitting (15-19 years old) - Garment made should require use of more advanced knitting skills than those used previously (i.e., use a different type yarn; a knit-in design; an original pattern or design; combine patterns, or alter a pattern to achieve a different look). If you use a pattern, it must accompany the project at judging.
6. Advanced Knitting - A member exhibiting in Knitting for the first time should select a garment suitable for their ability and may select a simple garment listed under Beginning Knitting or Intermediate Knitting.

- Exhibitors must have their names on the back of their project(s).

Class

- 6016 - Beginning Knitting: First-Year - one knitted garment. Suggested garments: scarf, hat, mittens, slippers, bed-socks, leg warmers or vest. Members may only use one solid color, variegated yarn or worsted yarn.
- 6017 - Best Exhibit in class 6016. **(R)**
- 6018 - Beginning Knitting: Second-Year - Suggested garments, not previously complete first-year, simple sweater, shawl or fashion collar. More than one color of yarn may be used.
- 6019 - Best Exhibit in class 6018. **(R)**
- 6020 - Beginning Knitting: Third-Year - Knitted garment(s) not completed in 1st or 2nd year projects.
- 6021 - Best Exhibit in class 6020. **(R)**
- 6022 - Intermediate Knitting: Knitted garment(s) See "4-H Knitting Project Guidelines" for list of suggested garments.
- 6023 - Best Exhibit in class 6022. **(R)**
- 6024 - Advanced Knitting: Knitted garment(s) showing increase of skill over previous year's work.
- 6025 - Best Exhibit in class 6024. **(R)**

Section D - Creative Knitting (A, B, C premium table = 2)

- Open to exhibitors of all ages.
- Limited to baby outfits or knitted articles other than garments.
- Members may enter only one exhibit in this section.
- A pattern should be used where available and brought to judging with project.

Class

- 6026 - "Baby outfit" (i.e., baby hat, sweater and booties or baby sweater and afghan or baby bunting).
- 6027 - Knitting for the home (i.e., doilies, place mats, dresser scarf, etc.).
- 6028 - Afghan.
- 6029 - Tote bag or purse.
- 6030 - Stuffed animal(s), pillow(s) or toy(s).
- 6031 - Holiday items.
- 6032 - Any other creative knitting item(s) made. (See rule no. 2 above.)
- 6033 - Best Exhibit in classes 6026 - 6032. **(R)**
- 6034 - Best-of-Show in classes 6017, 6019, 6021, 6023, 6025 & 6033. **(TR)**

Section E - Sewing (A, B, C premium table = 2)

- Pattern and fabric to be chosen based on exhibitor's sewing skills development.
- Section E - Sewing is limited to personal garments only. Exhibitors may enter only one exhibit in the appropriate garment construction class.
- Garment(s) should be clean, neatly pressed and on a hanger when presented for exhibition at the fair.
- All exhibits must have a pattern when presenting projects for judging.
- All garments must have finished seams except knits and non-raveling specialty fabrics.

- Intermediate Sewing (12-14 years old) - Garments made must have one or more of the following: patch pockets, facings, zipper, button hole(s), or waistbands.
- Advanced Sewing (15-19 years old) - Complete outfit must be sewn by members. No purchased garments may be used as part of an outfit. Garments made must have one or more of the following: zipper, button, inset pockets, cuffs, collars, lining, and any advanced sewing techniques.

Class

- 6035 - Beginning Sewing (8-11 years old) - First-Year - Exhibitor may make an apron, skirt, shorts, slacks with elastic or drawstring or a drawstring purse.
- 6036 - Best Exhibit in class 6035. **(R)**
- 6037 - Beginning Sewing (8-11 years old) - Second-Year - Exhibitor may choose a simple jumper, pullover blouse or shirt, vest or wrap-around skirt.
- 6038 - Best Exhibit in class 6037. **(R)**
- 6039 - Beginning Sewing (8-11 years old): Third-Year - suggested garment made, not completed in 1st or 2nd year.
- 6040 - Best Exhibit in class 6039. **(R)**
- 6041 - Best-of-Show Exhibit in Classes 6036, 6038 & 6040. **(TR)**
- 6042 - Intermediate Sewing (12-14 years old) - garment(s) made.
- 6043 - Best-of-Show in class 6042. **(TR)**
- 6044 - Advanced Sewing (15-19 years old) - garment(s) made.
- 6045 - Best-of-Show in class 6044. **(TR)**

Section F - Creative Sewing (A, B, C premium table = 2)

- Open to exhibitors of all ages.
- Limited to sewn articles other than garments.
- Exhibitors may enter only one exhibit in this section.
- No pre-stamped pillows, pre-stamped stuffed animals or kits allowed.
- A pattern(s) should be used where available and must accompany project at judging.
- Exhibitors making comforters and quilts must exhibit them under the Department 60, Section K - Quilts & Comforters.

Class

- 6046 - Sewing for the home (i.e., place mats, dresser scarf, curtains, etc.).
- 6047 - Sewn tote/duffel/sport bag or purse.
- 6048 - Sewn stuffed animal(s) or pillow(s).
- 6049 - Sewn holiday items.
- 6050 - Sewn stuffed toy(s) - other than animal(s).
- 6051 - Any other creative sewing item(s). See rules 2 & 6.
- 6052 - Best-of-Show in Section F. **(TR)**

Section G - Candlewicking/Embroidery/Needlepoint/ Other Needlecraft (A, B, C premium table = 2)

- All garments and/or accessories decorated using any form of needlecraft must be exhibited under Department 63, Section A - Wardrobe Personalization.
- Projects will not be considered finished unless ready to use, framed, provided with hangers, backings, etc.**
- Exhibitor may make one (1) entry in each class in Section G.

Class

- 6053 - Candlewicking - article(s) made.

- 6054 - Best Exhibit in class 6053. (R)
- 6055 - Embroidery (Regular or Crewel) - article(s) made.
- 6056 - Best Exhibit in class 6055. (R)
- 6057 - Needlepoint - article(s) made.
- 6058 - Best Exhibit in class 6057. (R)
- 6059 - Other Needlecraft - article(s) made.
- 6060 - Best Exhibit in class 6059. (R)

Section H - Counted Cross-Stitch
(A, B, C premium table = 2)

1. See rules 1 and 2 under Section G - Candlewicking/Embroidery/Needlepoint/Other Needlecraft.

Class

- 6061 - Exhibitor 8-11 years old - article(s) made.
- 6062 - Best Exhibit in class 6061. (R)
- 6063 - Exhibitor 12-14 years old - article(s) made.
- 6064 - Best Exhibit in class 6063. (R)
- 6065 - Exhibitor 15-19 years old - article(s) made.
- 6066 - Best Exhibit in class 6065. (R)
- 6067 - Best-of-Show in classes 6062, 6064 & 6066. (TR)

Section J - Plastic Canvas
(A, B, C premium table = 2)

1. All canvases must be covered with stitching. **Exception:** You may leave areas of canvas "blank" if called for in a pattern. Bring pattern with you to project evaluation.
2. Beginning members 13 years and older (by January 1 of current project year) may exhibit at their choice of 1st-year, 2nd-year or 3rd-year level.
3. See rules 1 and 2 under Section G - Candlewicking/Embroidery/Needlepoint/Other Needlecraft.

Class

- 6068 - 1st Year - exhibit three small or one medium simple article(s) which require the use of two or more basic stitches (i.e., book marker(s), coaster(s), earring caddy, napkin rings, doorknob hanger, refrigerator magnets, etc.). No added decorations allowed.
- 6069 - Best Exhibit in class 6068. (R)
- 6070 - 2nd Year - exhibit two medium or one large article which require the use of three or more basic stitches and two or more colors of yarn (i.e., napkin caddy, tissue box holder, picture frame 5" x 7" or larger, etc.). No added decorations allowed.
- 6071 - Best Exhibit in class 6070. (R)
- 6072 - 3rd Year - exhibit two medium or one large detailed article showing an increase in skill development over previous year's work (i.e., Christmas decorations, centerpiece, wall hanging, wreath (base material must be plastic canvas), wrist purse, wallet, etc.). Added decorations allowed (i.e., beads, sequins, silk flowers, metallic thread, etc.).
- 6073 - Best Exhibit in class 6072. (R)
- 6074 - 4th Year & Over - exhibit article made from member's own original design, or article cut out and constructed by member showing increase in skill development over previous year's work (i.e., tote bag, hand bag, knitting bag, set of place mats, three-dimensional centerpiece, etc.). Added decorations allowed.
- 6075 - Best Exhibit in class 6074. (R)
- 6076 - Best-of-Show in classes 6069, 6071, 6073, & 6075. (TR)
- 6077 - **Life Skills 4-H members only** - exhibit one or more articles made using one or more types of stitches.

- 6078 - Best-of-Show in class 6077. (TR)

Section K - Quilts & Comforters
(A, B, C premium table = 2)

1. A **quilt** is defined as having three layers (fabric/batting/fabric) held together by hand or machine lines of stitching, i.e., a continuous thread.
2. A **comforter** is defined as having three (3) layers (fabric/batting/fabric) and is held together by individual knots/ties.
3. The exhibitor must make a different exhibit each year.
4. All exhibits must be finished and ready to use.

Class

- 6079 - Quilt - hand stitched.
- 6080 - Best Exhibit in class 6079. (R)
- 6081 - Quilt - machine stitched.
- 6082 - Best Exhibit in class 6081. (R)
- 6083 - Best-of-Show in classes 6080 & 6082. (TR)
- 6084 - Comforters - knotted and/or tied.
- 6085 - Fleece tied/knotted blanket.
- 6086 - Best-of-Show in classes 6084 & 6085. (TR)

Section L - Quilting - Other than Quilts
(A, B, C premium table = 2)

1. The exhibitor must make a different exhibit each year.
2. All exhibits must be finished, made by hand and ready to use.
3. Regular "quilts" should be exhibited in Quilts & Comforters.
4. See rules 1 and 2 under Section G - Candlewicking/Embroidery/Needlepoint/Other Needlecraft.

Class

- 6087 - Quilting - pillow(s)
- 6088 - Best Exhibit in class 6087 (R)
- 6089 - Quilting - wall hanging
- 6090 - Best Exhibit in class 6089 (R)
- 6091 - Other Quilted Item(s)
- 6092 - Best Exhibit in class 6091 (R)
- 6093 - Best-of-Show in classes 6088, 6090 & 6092 (TR)

Department 61 - Culinary Arts

Section A - Cake Decorating
(A, B, C premium table = 2)

Learning Objective: Cake Decorating offers 4-H member opportunities to gain skills in the art of decorating cakes with frosting.

1. Exhibitors must exhibit in a different class each year.
2. First year members 12 years old or older by January 1 of the current project year must start at level 5.
3. All cake decorating must be exhibited uncovered.
4. The exhibit must include a **Cake Decorating Project notebook** (plastic or 3-ring) containing work plans, recipes, pictures and new decorating ideas, and techniques learned. Members must indicate the starting point of new information each year. Guidelines available at www.canr.msu.edu/st_joseph/4-h/4_h_still_projects.

Class

- 61001 - Level 1 (8 years old) - 8" cake board covered with aluminum foil, un-iced. Decorate with border and own design. No writing. No plastic decorations allowed. Display on 10" doily-covered cake board.
- 61002 - Level 2 (9 years old) - 8" cake board covered with aluminum foil, iced. Decorate with border and own design. No writing. No plastic decorations allowed. Display on 10" doily-covered cake board.
- 61003 - Best Exhibit in classes 61001 & 61002 (R)
- 61004 - Level 3 (10 years old) - 8" cake board covered with aluminum foil, iced. Decorate with one word, border and own design. No plastic decorations allowed. Display on 10" doily-covered cake board.
- 61005 - Level 4 (11 years old) - 8" cake board covered with aluminum foil, iced. Decorate with one word, border and own design. Simple sugar mold is optional. No plastic decorations allowed. Display on 10" doily-covered cake board.
- 61006 - Best Exhibit in class 61004 & 61005 (R)
- 61007 - Best-of-Show in classes 61003 & 61006 (TR)
- 61008 - Level 5 (12 years old and all first year exhibitors who are 12 years old and older) - 8" cake board covered with aluminum foil, iced. Decorate with animal, theme or character using a minimum of a star tip and a writing tip. Display on 10" doily-covered cake board.
- 61009 - Best Exhibit in class 61008. (R)
- 61010 - Level 6 - Decorated, shaped cake dummy (square, rectangle, star, heart, any theme i.e., anniversary, birthday special occasion, etc. No Round). Cake dummy must be made of Styrofoam. No plastic decorations allowed.
- 61011 - Best Exhibit in class 61010 (R)
- 61012 - Best-of-Show in classes 61009 & 61011 (TR)
- 61013 - Level 7 - 10" round or square cake dummy displayed on 12" doily-covered cake board. Cake dummy must be a minimum of 3" thick. Decorate showing the four basic decorating techniques (border, leaf, flower, and writing). Sides must be decorated. No plastic decorations allowed.
- 61014 - Best Exhibit in class 61013 (R)
- 61015 - Level 8 - Simple two-tiered cake. No separation between tiers. Minimum base size of 10". Any theme. Top ornament optional. Plastic figures/ornaments may be used on top only to carry out the theme.
- 61016 - Best Exhibit in class 61015 (R)
- 61017 - Best-of-Show in classes 61014 & 61016 (TR)
- 61018 - Level 9 - Decorated, three-tiered wedding cake. Minimum 12" base. Must separate at least one tier. Members must construct top ornament. Materials for top may be purchased (figures, ribbon, etc.) or made by exhibitor (sugar bells, flowers, etc.) Plastic decorations permitted.
- 61019 - Best Exhibit in class 61018 (R)
- 61020 - Level 10 - Wedding cake, own design. Cake design must be included in notebook. No Kolor-Flo fountain. May use stairs.
- 61021 - Best Exhibit in class 61020 (R)
- 61022 - Best-of-Show in classes 61019 & 61021 (TR)
- 61023 - Level 11 - Wedding cake in foreign technique. Notebook must include steps used in decorating cake.
- 61024 - Best Exhibit in class 61023 (R)
- 61025 - Level 12 - At least two-tier cake may be separated or stacked (i.e., mix shapes). Add on own design of royal icing, fondant, gum paste, homemade candy, airbrush, piping gel, rice paper. Use of one

manufactured accessory permitted. Notebook must include steps used to make own design.

61026 - Best Exhibit in class 61025 (R)

61027 - Best-of-Show in classes 61024 & 61026 (TR)

Section B - Candy Making (A, B, C premium table = 2)

1. All candy exhibits must be displayed on white cardboard of appropriate size to attractively display candy made. Cardboard is available at the St. Joseph County MSU Extension office.
2. All candies must be displayed in candy paper (no specified color), except when candy is too large.
3. All exhibits must be exhibited in a zippered plastic bag.
4. Exhibitors may only exhibit in one class.
5. Notebook (plastic or 3-ring) must accompany exhibit. Notebook must be neatly organized and added to each year with date and class of each exhibit. Project guidelines available at www.canr.msu.edu/st_joseph/4-h/4_h_still_projects
6. When a number of different colors are required on a painted article, do not count the "background" as a color.

Class

- 61028 - Beginning Candy Making (8-11 years old) - One painted article (using 3 colors) and 6 uniform size pieces of almond bark.
- 61029 - Best Exhibit in class 61028. (R)
- 61030 - Beginning Candy Making (8-11 years old) - One painted article (using 3 colors) & 6 pieces flat mints.
- 61031 - Best Exhibit in class 61030. (R)
- 61032 - Beginning Candy Making (8-11 years old) - One painted article (using 3 colors) and 6 uniform size pieces of fudge.
- 61033 - Best Exhibit in class 61032. (R)
- 61034 - Beginning Candy Making (8-11 years old) - One painted article (using 3 colors) and 6 pieces cream cheese mints.
- 61035 - Best Exhibit in class 61034. (R)
- 61036 - Beginning Candy Making (8-11 years old) - One painted article (using 3 colors) and 6 pieces cereal candy.
- 61037 - Best Exhibit in class 61036. (R)
- 61038 - Best-of-Show in classes 61029, 61031, 61033, 61035, & 61037. (TR)
- 61039 - Intermediate Candy Making (12-14 years old) - One painted article (using 5 colors) and 6 peanut butter cups.
- 61040 - Best Exhibit in class 61039. (R)
- 61041 - Intermediate Candy Making (12-14 years old) - One painted article (using 5 colors) & 6 mint sandwiches.
- 61042 - Best Exhibit in class 61041. (R)
- 61043 - Intermediate Candy Making (12-14 years old) - One painted article (using 5 colors) and six coconut bonbons.
- 61044 - Best Exhibit in class 61043. (R)
- 61045 - Intermediate Candy Making (12-14 years old) - One painted article (using 5 colors) and six uniform size pieces peanut brittle.
- 61046 - Best Exhibit in class 61045. (R)
- 61047 - Best-of-Show in classes 61040, 61042, 61044, & 61046. (TR)
- 61048 - Advanced Candy Making (15-19 years old) - Four (4) chocolate-covered cherries, 4 uniform size pieces of peanut brittle and 4 pieces caramel or four turtles.
- 61049 - Best Exhibit in class 61048. (R)
- 61050 - Advanced Candy Making (15-19 years old) - One painted double mold requiring at least 4 oz. to 8 oz.

chocolate and two large filled candy bars or four small filled candy bars.

- 61051 - Best Exhibit in class 61050. **(R)**
- 61052 - Advanced Candy Making (15-19 years old) - One hollow chocolate egg & two sugared marshmallow candies (molded chick, rabbit and/or duck shapes).
- 61053 - Best Exhibit in class 61052. **(R)**
- 61054 - Advanced Candy Making (15-19 years old) - Four uniform size pieces of each of the following kinds of candy: rock candy, divinity and taffy.
- 61055 - Best Exhibit in class 61054. **(R)**
- 61056 - Advanced Candy Making (15-19 years old) - Two pecan rolls (3" to 4" in length), four gumdrops and four uniform pieces fudge (cooked).
- 61057 - Best Exhibit in class 61056. **(R)**
- 61058 - Best-of-Show in classes 61049, 61051, 61053, 61055, & 61057. **(TR)**
- 61059 - Advanced Candy Making (15-19 years old) - One "jewelry box" filled with at least five and no more than seven different kinds of candy. Kinds of candy may include chocolate-covered cherries, peanut butter cups, caramels, bonbons, center-filled chocolates, fudge, or sandwich mints.
- 61060 - Best Exhibit in class 61059. **(R)**
- 61061 - Advanced Candy Making (15-19 years old) - One house (assembled) with six pieces painted in detail.
- 61062 - Best Exhibit in class 61061. **(R)**
- 61063 - Advanced Candy Making (15-19 years old) - Three uniform size pieces each of four different kinds of foreign candy. The exhibit must include recipes and country of origin.
- 61064 - Best Exhibit in class 61063. **(R)**
- 61065 - Best-of-Show in classes 61060, 61062, & 61064. **(TR)**

Section C - Food Preparation (A, B, C premium table = 2)

1. Exhibitors must exhibit in a different class each year.
2. Exhibitors may exhibit in one class only each year.
3. Recipe must accompany all food exhibits. Recipe must be submitted on a **5" x 7"** index card(s) and must be typed or legibly written/printed in ink. The following must be included with the recipe: member name, complete address, telephone number, club name, age by January 1 of the current year.
4. Food exhibits must be displayed on disposable plates and brought to judging in a zip-lock style plastic bag.
5. Microwave ovens may be used in all classes.
6. **NO** package mixes may be used in this department unless otherwise noted.
7. Use 8" x 4" or 9" x 5" loaf pan for breads.

Class

- 61066 - Beginning Food Preparation (8-11 years old): Four cookies: drop, molded, ice box, or rolled.
- 61067 - Best-of-Show in class 61066. **(TR)**
- 61068 - Beginning Food Preparation (8-11 years old): Four two-inch cookie squares or brownies.
- 61069 - Best-of-Show in class 61068. **(TR)**
- 61070 - Beginning Food Preparation (8-11 years old): Four muffins baked without paper.
- 61071 - Best Exhibit in class 61070. **(R)**
- 61072 - Beginning Food Preparation (8-11 years old): Four un-frosted cake squares, approximately 2" - 3"

square and should be either yellow or white cake. (Chocolate or spice cake not acceptable.)

- 61073 - Best Exhibit in class 61072. **(R)**
- 61074 - Beginning Food Preparation (8-11 years old): Whole non-yeast coffee cake (not to exceed 9"x9" in size).
- 61075 - Best Exhibit in class 61074. **(R)**
- 61076 - Best-of-Show in classes 61067, 61069, 61071, 61073, & 61075. **(TR)**
- 61077 - Intermediate Food Preparation (12-14 years old): Loaf of non-yeast quick bread.
- 61078 - Best Exhibit in class 61077. **(R)**
- 61079 - Intermediate Food Preparation (12-14 years old): Fruit up-side-down cake.
- 61080 - Best Exhibit in class 61079. **(R)**
- 61081 - Intermediate Food Preparation (12-14 years old): Loaf of batter yeast bread, any type.
- 61082 - Best Exhibit in class 61081. **(R)**
- 61083 - Intermediate Food Preparation (12-14 years old): Loaf of kneaded yeast bread, white flour only.
- 61084 - Best Exhibit in class 61083. **(R)**
- 61085 - Intermediate Food Preparation (12-14 years old): Four baking powder biscuits.
- 61086 - Best Exhibit in class 61085. **(R)**
- 61087 - Intermediate Food Preparation (12-14 years old): White or yellow frosted on top and sides minimum of two layers cake should be no larger than 9" in diameter. Only butter cream frosting on cake is allowed, no decorative frosting.
- 61088 - Best Exhibit in class 61087. **(R)**
- 61089 - Best-of-Show in classes 61078, 61080, 61082, 61084, 61086, & 61088. **(TR)**
- 61090 - Advanced Food Preparation (15-19 years old): Four yeast dinner rolls.
- 61091 - Best Exhibit in class 61090. **(R)**
- 61092 - Advanced Food Preparation (15-19 years old): Four yeast sweet rolls.
- 61093 - Best Exhibit in class 61092. **(R)**
- 61094 - Advanced Food Preparation (15-19 years old): Yeast coffee cake.
- 61095 - Best Exhibit in class 61094. **(R)**
- 61096 - Advanced Food Preparation (15-19 years old): Any other yeast baked product.
- 61097 - Best Exhibit in class 61096. **(R)**
- 61098 - Best-of-Show in classes 61091, 61093, 61095, & 61097. **(TR)**
- 61099 - Advanced Food Preparation (15-19 years old): Cooled fruit pie that does not require refrigeration. Exhibitors must make crust and filling.
- 61100 - Best-of-Show in class 61099. **(TR)**
- 61101 - Advanced Food Preparation (15-19 years old): Four white or yellow cupcakes baked without paper and frosted on top and sides. **Note:** Only butter cream frosting on cupcakes allowed in this class. No decorative frosting.
- 61102 - Best Exhibit in class 61101. **(R)**
- 61103 - Advanced Food Preparation (15-19 years old): Baked goods made with member's own recipe. A packaged mix may be used as a basic ingredient. No casseroles.
- 61104 - Best Exhibit in class 61103. **(R)**
- 61105 - Advanced Food Preparation (15-19 years old): Foods from Other Lands, exhibit baked goods originating from a foreign country studied. No casseroles.
- 61106 - Best Exhibit in class 61105. **(R)**
- 61107 - Advanced Food Preparation (15-19 years old): Create a menu and food budget for seven (7) days

based on a family of five. The exhibit must be in a plastic or 3-ring binder notebook. Exhibit must include planned meals, cost of food items and preparation process. Any additional items pertaining to the project may be added.

61108 - Best Exhibit in class 61107. **(R)**

61109 - Best-of-Show in classes 61100, 61102, 61104, 61106, & 61108. **(TR)**

Section D - Food Preservation (A, B, C premium table = 2)

1. All canned goods must be processed.
2. Low acid vegetables & meats must be pressure canned.
3. Make sure proper canning jars and freezer containers are used.
4. Frozen products should be labeled before freezing to make the label stick.
5. Label information must include the exhibitor's name, name of product and date preserved. In addition, it is helpful for the judge if you include whether salt or sugar was added, and for canned goods, the process used.
6. Exhibitors may only exhibit in one class each year.
7. Exhibitors will be required to take frozen food home following evaluation.
8. All frozen exhibits must be accompanied by a 4x6 picture of frozen item(s), with exhibitor's name, club and age.

Class

61110 - Beginning Food Preservation (8-11 years old): Three packages, one each of three kinds of fruit frozen.

61111 - Beginning Food Preservation (8-11 years old) - Three packages, one each of three kinds of vegetables frozen.

61112 - Beginning Food Preservation (8-11 years old): Two packages, one each of two kinds of uncooked jam in suitable containers frozen.

61113 - Beginning Food Preservation (8-11 years old): Two packages, one each of two kinds of baked goods prepared by exhibitor such as cookies, rolls, bread, etc. frozen.

61114 - Best-of-Show in Beginning Food Preservation. **(TR)**

61115 - Intermediate Food Preservation (12-14 years old): Canning & Freezing - two jars, one each, of two kinds of canned fruit and two packages, one each, of two kinds of frozen vegetables.

61116 - Intermediate Food Preservation (12-14 years old): Canning & Freezing - one jar each of canned tomatoes and fruit and one package each of a frozen fruit and vegetable.

61117 - Intermediate Food Preservation (12-14 years old): Canning - 5 jars of fruit, at least 3 different kinds.

61118 - Intermediate Food Preservation (12-14 years old): Canning - 5 jars, 3 kinds of fruit and tomatoes.

61119 - Intermediate Food Preservation (12-14 years old): Canning - 4 jars of vegetables, 2 kinds, no tomatoes.

61120 - Intermediate Food Preservation (12-14 years old): Freezing - four packages, one each of two kinds of vegetables and one each of two kinds of fruit.

61121 - Best-of-Show Intermediate Food Preservation. **(TR)**

61122 - Advanced Food Preservation (15-19 years old): Canning/Meal Accessories - 1 jar each of 3 different kinds of fruit accessories, including one jelly.

61123 - Advanced Food Preservation (15-19 years old): Canning - three jars (different pickles and relishes).

61124 - Advanced Food Preservation (15-19 years old): Canning - gift package of food containing three accessories.

61125 - Advanced Food Preservation (15-19 years old): Canning - five jars of vegetables, at least three different kinds.

61126 - Advanced Food Preservation (15-19 years old): Canning - three jars of meat or poultry (three different kinds).

61127 - Advanced Food Preservation (15-19 years old): Freezing & Canning - one jar each of two different kinds of canned vegetables and a frozen one-dish meal.

61128 - Advanced Food Preservation (15-19 years old): Freezing - one-dish meal and a dessert from the freezer.

61129 - Advanced Food Preservation (15-19 years old): Freezing - heat-and-serve dinner.

61130 - Advanced Food Preservation (15-19 years old): Freezing - refreshments from the freezer including party sandwiches and dessert.

61131 - Best-of-Show in Advance Food Preservation. **(TR)**

Section E - Food Drying (A, B, C premium table = 2)

1. Open to exhibitors of all ages.
2. Dried foods must be displayed in either glass jars (½ or 1-pint size) or zip-lock style plastic bags as appropriate.

Class

61132 - Three different fruits, vegetables and/or herbs dried in a solar food dryer.

61133 - Best Exhibit in class 61132. **(R)**

61134 - Three different fruits, vegetables and/or herbs dried by any method other than solar.

61135 - Best Exhibit in class 61134. **(R)**

61136 - Three different fruit and/or vegetable "roll-ups" dried by any method.

61137 - Best Exhibit in class 61136. **(R)**

61138 - Three different dried meats ("jerky") dried by any method.

61139 - Best Exhibit in class 61138. **(R)**

61140 - Best-of-Show in classes 61133, 61135, 61137, & 61139. **(TR)**

Section F - Nutrition & Fitness (A, B, C premium table = 2)

Learning Objective: Nutrition & Fitness offers 4-H members opportunities to learn about proper nutrition and fitness and to study food and nutrition. Exhibitor may exhibit one class out of 61141 – 61150

Class

61141 - My Plate - prepare an exhibit which explains the "My Plate" food groups, and includes an example or photo or picture of each. (No perishable foods permitted as examples).

61142 - Choosing Snacks - prepare an exhibit showing nutritious snacks (examples or pictures or photos) and compare costs and nutritional value to nutritionally poor snack choices. (No perishable foods permitted as examples.)

61143 - Snack Recipes - prepare and organize a collection of 10 or more nutritious snack recipes. The collection

Department 62 - Fine Arts

Section A - Ceramics (A, B, C premium table = 2)

- must include recipes for foods from all of the "My Plate" groups.
- 61144 - Favorite Food Study - select two of your favorite foods and prepare an exhibit listing the nutrients they contain and how the body uses these nutrients.
- 61145 - Functions of a Nutrient - study one nutrient (protein, fat, carbohydrate, vitamin, mineral) and prepare an exhibit that explains why that particular nutrient is important and provides information on foods that are good sources of that nutrient.
- 61146 - Daily Diet Study - record an individual's (yours or another person's) food intake for one day and compare it to recommended dietary guidelines. Explain how the diet could be improved.
- 61147 - Activity Level and Food Intake - compare and explain differing levels of calorie and nutrient intake needs depending on an individual's varying activity levels.
- 61148 - Food Intake/Activity Study - keep track of both your personal calorie intake and use for one day, and explain how you might improve your diet for better health.
- 61149 - Balancing "Fast Food" Meals - prepare an exhibit explaining how to make a "fast food" meal more nutritious by means of making good "fast food" choices and/or by supplementing the meal with nutritious foods/beverages.
- 61150 - Diet-related Health Disorders - study and report on a diet-related health disorder (i.e., diabetes, hypoglycemia, food allergies, anorexia, bulimia nervosa, etc.).
- 61151 - Best-of-Show in Nutrition & Fitness in classes 61141 - 61150. **(TR)**
- 61152 - **Life Skills 4-H members only** - Same requirements as class 61141.
- 61153 - Best Exhibit in class 61152. **(R)**
- 61154 - **Life Skills 4-H members only** - Same requirements as class 61142.
- 61155 - Best Exhibit in class 61154. **(R)**

Section G - Outdoor Meals (A, B, C premium table = 2)

Learning Objective: Outdoor Meals offers 4-H members opportunities to learn how to be properly prepared for outdoor cooking.

1. Open to exhibitors of all ages.

Class

- 61156 - Properly packed picnic basket or box or sack lunch, with menu. Omit food.
- 61157 - "Buddy burner" or tin can charcoal stove or other homemade equipment.
- 61158 - Reflector oven made by exhibitor (can be in miniature).
- 61159 - Notebook and/or poster 11" x 14" showing meals planned, prepared and served including at least 3 of the following kinds of meals:
- a. chops or steaks
 - b. meat prepared with a sauce
 - c. meat or vegetables prepared on skewers
 - d. meat prepared on a rotisserie
 - e. ideas and recipes for additional meals suitable for outdoor cooking
- 61160 - Best-of-Show in Outdoor Meals. **(TR)**

1. Selection of greenware/whiteware and technique(s) must be made according to exhibitor's level of knowledge.
2. Both the inside and outside surfaces of a given ceramic item must be glazed if the item is intended to be used for food preparation, food/liquid storage, or as an outdoor decoration.
3. Exhibitor name and year exhibited at fair must be included at the bottom of each article.
4. A "pair" or "set" of items is considered one article (i.e., canister set, book ends, nativity scene, etc.)
5. Exhibitors must prepare and exhibit a **Ceramics Project Notebook** (plastic/3-ring) with his/her exhibit. Notebook must include a separate **Ceramics Project Summary Sheet** with color photo for each article made. Exhibitors may include other ceramics-related information in their notebook. The Ceramics Project Notebook must contain all the members past Ceramics Project Summary Sheet(s) organized by year and clearly marked/divided to show increase in skills development year-to-year.
6. Failure to submit required Ceramics Project Notebook and Summary Sheet(s) at project evaluation at the Fair will result in an automatic lowering of A, B, C grade by one full grade level.
7. Beginning Ceramics (8-11 years old) - Exhibitors who are first-year ever in the Ceramics Project may exhibit in their choice of Class 6201 or 6203.
8. Intermediate Ceramics (12-14 years old) - Exhibitors who are first-year ever in the Ceramics project may exhibit in their choice of Class 6206 or 6208.
9. Advanced Ceramics (15-19 years old) - Exhibitors in this section who are first-year ever in the Ceramics project may exhibit in their choice of Class 6211 or 6213.

Class

- 6201 - Beginning Ceramics - First-Year - exhibit one glazed article using one or more colored glazes. Article may include simple under-glazed detail (i.e., eyes, nose, mouth, etc.).
- 6202 - Best Exhibit in class 6201. **(R)**
- 6203 - Other Beginning Ceramics - exhibit must include one of the following:
- a. one under-glazed article using one or more under-glaze colors, with translucent or clear glaze over. Article may include detail, freehand and/or clay additive if desired. **Or**
 - b. one glazed article made from a "bisque-fired" piece using one or more colored glazes. Article must show increase in skill over previously made glazed article. Article may include detail, freehand and/or clay additive as desired.
- 6204 - Best Exhibit in class 6203. **(R)**
- 6205 - Best-of-Show in class 6202 & 6204. **(TR)**
- 6206 - Intermediate Ceramics - First-Year - exhibit one glazed article using one or more colored glazes. Article may include under-glazed detail, freehand and/or clay additives.
- 6207 - Best Exhibit in class 6206. **(R)**
- 6208 - Other Intermediate Ceramics - exhibit must include one of the following:

- a. one highly detailed article using one or more of the following techniques: colored glaze(s), under-glaze, over-glaze (i.e., lustre, metallic or any other over-glaze technique), stains, antiquing and/or dry-brushing. **Or**
- b. two or more less detailed articles (than choose "a" above) using any of the techniques described in choice "a".

6209 - Best Exhibit in class 6208. **(R)**

6210 - Best-of-Show in classes 6207 & 6209. **(TR)**

6211 - Advanced Ceramics - First-Year - exhibit one or more glazed articles using one or more colored glazes. Article(s) may include under-glazed detail, freehand and/or clay additives.

6212 - Best Exhibit in class 6211. **(R)**

6213 - Other Advanced Ceramics - exhibit must show advancement of skills over previous work and include one of the following:

- a. one highly detailed article using one or more of the following techniques: colored glaze(s), under-glaze, over-glaze (i.e., lustre, metallic or any other over-glaze technique), stains, antiquing and/or dry-brushing. **Or**
- b. two or more less detailed articles (than choice "a" above) using any of the techniques described in choice "a".

6214 - Best Exhibit in class 6213. **(R)**

6215 - Best-of-Show in classes 6212 & 6214. **(TR)**

Section B - Hand-Molded Pottery (A, B, C premium table = 2)

1. Exhibitors age 12 and over may use pottery wheel for 1st and 2nd year projects.

Class

6216 - 1st and 2nd yr. -exhibit to include Hand-Molded Pottery Project Summary Sheet, project notebook and one functional, glazed ware (any size) made using one of the following hand-building methods (pinch, pot, slab, coil or drape mold). Glazing method may include pouring, dipping or brushing of one or more glazes.

6217 - Best-of-Show in class 6216. **(TR)**

6218 - 3rd and 4th yr. -exhibit to include Hand Molded Pottery Project Summary Sheet, project notebook and one or one set functional, glazed ware (any size) showing advance in skills over previous year, or one or one set wheel-thrown piece(s) (any size). Glazing may include use of slips, under and over glazes, Sgraffito and spraying in addition to previous methods learned.

6219 - Best Exhibit in class 6218. **(R)**

6220 - 5th yr. & over - exhibit to include Hand Molded Pottery Project Summary Sheet, project notebook and one or one set functional, glazed ware (any size) made using advanced methods of building, glazing and firing showing advance in skills over previous year.

6221 - Best Exhibit in class 6220. **(R)**

6222 - Best-of-Show in classes 6219 & 6221. **(TR)**

Section C - Cartooning (A, B, C premium table = 2)

1. All drawings must be original works. No previously published cartoons or patented cartoon characters may be used.

2. Work should be mounted on white cardboard, or freely drawn on it. Cardboard should be either 11" x 14" or 7" x 14" depending on work. Guidelines available in MSU Extension Office.
3. Exhibitor should exhibit his/her one best work chosen from the following:
 - a. preliminary sketch and finished cartoon.
 - b. expression page consisting of at least 8 faces.
 - c. single-frame cartoon with or without a caption.
 - d. caricature.
 - e. 3 or 4 cartoon block "strips" with logo.
4. Name and class should be on the reverse side of all entries.
5. No school exhibits.

Class

6223 - 1st and 2nd year - exhibit one best work done in pen in black and white.

6224 - Best Exhibit in class 6223. **(R)**

6225 - 3rd and 4th year - exhibit one best work done in pen, and can be either black and white or color.

6226 - Best Exhibit in class 6225. **(R)**

6227 - 5th year and over- one best work illustrated in color using poster or watercolors and pen.

6228 - Best Exhibit in class 6227. **(R)**

6229 - Best-of-Show in classes 6224, 6226, & 6228. **(TR)**

Section D - Drawing (A, B, C premium table = 2)

1. All drawings must be original works. No kits.
2. All drawings should be framed, matted, or mounted and ready to hang with a secure wire for exhibit. **Attention:** Failure to meet this requirement will result in lowering of A, B, C rating by one full letter grade. **Note:** Frames need not be made of wood.
3. Drawing media include: pencils, charcoal, pastel, pen or other media.
4. Each exhibitor, regardless of age, should exhibit their **one** best exhibit picked from the different kinds of media used.
5. Exhibitors should coordinate the object to be drawn with the type of media used.
6. Name, 4-H age and club name should be on exhibit.
7. No school exhibits.

Class

6230 - Beginning (8-11 years old): Pencil or Charcoal.

6231 - Best Exhibit in class 6230. **(R)**

6232 - Beginning Drawing (8-11 years old): Ink.

6233 - Best Exhibit in class 6232. **(R)**

6234 - Beginning Drawing (8-11 years old): Pastels or Other Media.

6235 - Best Exhibit in class 6234. **(R)**

6236 - Best-of-Show in classes 6231, 6233 & 6235. **(TR)**

6237 - Intermediate (12-14 years old) - Pencil or Charcoal.

6238 - Best Exhibit in class 6237. **(R)**

6239 - Intermediate Drawing (12-14 years old): Ink.

6240 - Best Exhibit in class 6239. **(R)**

6241 - Intermediate Drawing (12-14 years old): Pastels or Other Media.

6242 - Best Exhibit in class 6241. **(R)**

6243 - Best-of-Show in classes 6238, 6240, & 6242. **(TR)**

6244 - Advanced (15-19 years old) - Pencil or Charcoal.

6245 - Best Exhibit in class 6244. **(R)**

6246 - Advanced Drawing (15-19 years old): Ink.

6247 - Best Exhibit in class 6246. **(R)**

- 6248 - Advanced Drawing (15-19 years old): Pastels or Other Media.
 6249 - Best Exhibit in class 6248. **(R)**
 6250 - Best-of-Show in classes 6245, 6247, & 6249. **(TR)**

Section E - Painting
(A, B, C premium table = 2)

1. All paintings will be limited to pictures.
2. Exhibitors may make one entry in this section.
3. Project includes original work only. No kits.
4. Ball-point tube painting and paint-by-number exhibits to be exhibited under departments of the same name.
5. Painting must be framed, matted, or mounted and ready to hang with a secure wire for exhibit. **Attention:** Failure to meet this requirement will result in lowering of A, B, C rating by one full letter grade. **Note:** Frames need not be made of wood.
6. Painting media include: water colors, tempera, oil, casein, acrylics and other media.
7. Each exhibitor, regardless of age, should exhibit their one best painting picked from the different types of media used.
8. Name, 4-H age and club name should be on exhibit.
9. No school exhibits are allowed.

Class

- 6251 - Beginning Painting (8-11 years old).
 6252 - Best Exhibit in class 6251. **(R)**
 6253 - Intermediate Painting (12-14 years old).
 6254 - Best Exhibit in class 6253. **(R)**
 6255 - Advanced Painting (15-19 years old).
 6256 - Best Exhibit in class 6255. **(R)**
 6257 - Best-of-Show in classes 6252, 6254 & 6256. **(TR)**

Section F - Sculpture
(A, B, C premium table = 2)

1. All projects must be hand-formed. No kits allowed.
2. Exhibitors should exhibit their one best single or one best group of articles. A group will be similar objects with one central theme. The exhibitor may choose from the different types of basic sculpturing materials.
3. **String art, sand art, quilling and paper toile must be entered in Department 63 - Folk Arts, Section M - Other Crafts (Original Work) or Section N - Other Crafts (Kit).**
4. No school exhibits are allowed.

Class

- 6258 - Beginning Sculpture (8-11 years old).
 6259 - Best Exhibit in class 6258. **(R)**
 6260 - Intermediate Sculpture (12-14 years old).
 6261 - Best Exhibit in class 6260. **(R)**
 6262 - Advanced Sculpture (15-19 years old).
 6263 - Best Exhibit in class 6262. **(R)**
 6264 - Best-of-Show in classes 6259, 6261 & 6263. **(TR)**

Department 63 - Folk Arts

Section A - Wardrobe Personalization
(A, B, C premium table = 2)

Learning Objective: Wardrobe Personalization offers 4-H members opportunities to learn how to personalize items that

may be worn by using the many personalization techniques listed below.

1. The member must do "Personalization" work.
2. Garments, shoes or accessories may be purchased or hand-made.
3. Suggested items include: shirt, sweatshirt, sweater, jacket, skirt, slacks, tote/duffel bag, purse, scarf, belt, hat, shoes, etc.
4. Exhibitors may make one entry in this section.
5. Personalization exhibit may be a single item or an ensemble (grouping of garments or accessories intended to be worn together).
6. Project personalization techniques to be selected based on the member's age and ability level. Members should work on developing new personalization skills each year.
7. Personalization techniques that may be used alone or in combination include: appliqué, beading, counted cross-stitch, duplicate stitch (floss stitch over knitting/crocheting), embroidery (liquid, floss, crewel), knitting/crocheting (i.e. knit-in or crocheted-in yoke), needle-point, needle-punch (i.e. "Pretty Punch"), painting, quilting, "sew-ons" (i.e. addition of collar, cuffs, etc.), silk screening, stenciling, tie-dyeing, "Wonder-Under" (cut and press "quickie" appliqué), or other techniques.

Class

- 63001 - Beginning Personalization (8-11 years old) - Exhibit one personalized garment.
 63002 - Best Exhibit in class 63001. **(R)**
 63003 - Beginning Personalization (8-11 years old) - Exhibit one personalized accessory.
 63004 - Best Exhibit in class 63003. **(R)**
 63005 - Beginning Personalization (8-11 years old) - Exhibit personalized "ensemble".
 63006 - Best Exhibit in class 63005. **(R)**
 63007 - Best-of-Show in classes 63002, 63004 & 63006. **(TR)**
 63008 - Intermediate Personalization (12-14 years old) - Exhibit one personalized garment.
 63009 - Best Exhibit in class 63008. **(R)**
 63010 - Intermediate Personalization (12-14 years old) - Exhibit one personalized accessory.
 63011 - Best Exhibit in class 63010. **(R)**
 63012 - Intermediate Personalization (12-14 years old) - Exhibit personalized "ensemble".
 63013 - Best Exhibit in class 63012. **(R)**
 63014 - Best-of-Show in classes 63009, 63011 & 63013. **(TR)**
 63015 - Advanced Personalization (15-19 years old) - Exhibit one personalized garment.
 63016 - Best Exhibit in class 63015. **(R)**
 63017 - Advanced Personalization (15-19 years old) - Exhibit one personalized accessory.
 63018 - Best Exhibit in class 63017. **(R)**
 63019 - Advanced Personalization (15-19 years old) - Exhibit personalized "ensemble".
 63020 - Best Exhibit in class 63019. **(R)**
 63021 - Best-of-Show in classes 63016, 63018 & 63020. **(TR)**

Section B - Ball-Point Tube Painting
(A, B, C premium table = 2)

1. Exhibitors may exhibit in one class only.

2. Pictures must be completely ready to hang with wire securely attached to back. Frame optional. ATTENTION: Failure to meet this requirement will result in lowering of A, B, C Rating by one full letter grade. Pictures must be completed and ready to hang, with string or wire attached to back. Frame optional.
3. No more than two pictures of a set to be entered.
4. Those projects that need it must be clean, dry, and ironed.
5. All garments and/or accessories decorated with ball-point tube painting must be entered under the Wardrobe Personalization Department.

Class

- 63022 - Articles painted on pella or cotton material using outlining and fill-in (or simple blending of colors). Pre-shaded pictures may only be used if an exhibitor is in the first three years of this project.
- 63023 - Best Exhibit in class 63022. **(R)**
- 63024 - Shading of colors and more difficult designs than Class 63022.
- 63025 - Best Exhibit in class 63024. **(R)**
- 63026 - One item on velveteen or suede cloth using regular tip.
- 63027 - Best Exhibit in class 63026. **(R)**
- 63028 - Best-of-Show in classes 63023, 63025 & 63027. **(TR)**
- 63029 - Painting on any surface (including velveteen, glass, leather, etc.) with brush, open-tip, Q-tips or any other regular tip.
- 63030 - Best Exhibit in class 63029. **(R)**
- 63031 - Original designs on pella, cotton, velveteen, etc.
- 63032 - Best Exhibit in class 63031. **(R)**
- 63033 - Best-of-Show in classes 63030 & 63032. **(TR)**

Section C - Caning (A, B, C premium table = 2)

1. Caning is specifically the craft of applying rattan cane or rattan peel to a piece of furniture such as the backs or seats of chairs.

Class

- 63034 - Caning - article(s) caned.
- 63035 - Best Exhibit in Caning. **(R)**

Section D - Ink on Glass (A, B, C premium table = 2)

1. Exhibits must be framed and have a hanging wire securely attached to the back of the frame. Exhibits that do not meet these requirements will automatically receive one full A, B, C grade lower at project evaluation at fair.
2. Exhibitors 8 -11 years of age by January 1 must use regular "clear" glass. Non-glare glass is not allowed at this age level.
3. Exhibitors 12 years of age and older by January 1 may, if desired, experiment with other types of glass (i.e., non-glare, colored, textured, free standing, etc.).
4. Any type of black, red or white permanent ink may be used as the "ink" medium. **No other colored inks.**
5. Any type of material may be used, if desired, as a background to highlight the drawing (i.e., paint, fabric, colored paper, colored tissue paper, wallpaper, etc. may be placed behind the glass).
6. Exhibits must be signed and have the year of completion on the glass by the exhibitor.

Class

- 63036 - Ink on Glass (8-11 years old).
- 63037 - Best-of-Show in class 63036. **(TR)**
- 63038 - Ink on Glass (12-14 years old).
- 63039 - Best-of-Show in class 63038. **(TR)**
- 63040 - Ink on Glass (15-19 years old).
- 63041 - Best-of-Show in class 63040. **(TR)**

Section E - Jewelry Making (A, B, C premium table = 2)

1. Exhibitors may exhibit in only one class.
2. No more than three items should be exhibited.
3. Jewelry must be exhibited on a card in a plastic bag.
4. Age of exhibitor and complexity of project will be considered during judging.

Class

- 63042 - First Year - Simple jewelry setting/design. Article(s) made such as necklaces, pins, bracelets, brooches, jeweled pencil cases, etc.
- 63043 - Best Exhibit in class 63042. **(R)**
- 63044 - Second Year - Jewelry made and/or shaped by exhibitor.
- 63045 - Best Exhibit in class 63044. **(R)**
- 63046 - Advanced - Same as second year, but with emphasis on advanced work.
- 63047 - Best Exhibit in class 63046. **(R)**
- 63048 - Best-of-Show in classes 63043, 63045 & 63047. **(TR)**
- 63049 - Jewelry made from rocks or minerals.
- 63050 - Best -of-Show in Class 63049. **(TR)**

Section F - Latch Hook (No premiums - Ribbons & Trophies Only)

1. Exhibitors may exhibit in only one class.
2. Rug must be bound as a rug and size must be at least 20" x 27" to be considered a rug.
3. Wall hanging must be finished on the back. Finish using rug binding or by turning back 1-2" strip of canvas on all sides and hooking through both layers.
4. Wall hanging must have a hanger.
5. Wall hanging should have some type of support at the top end if needed, to make articles lie flat against wall (i.e., wood dowel, wire, metal rod, etc.).
6. Pillow must be finished as pillow.
7. Latch hook projects other than rugs, pillows, and wall hangings should be exhibited in Class 63066.
8. Project may be exhibited in a clear plastic bag.
9. No school exhibits.

Class

- 63051 - Latch Hook Rug - original.
- 63052 - Best Exhibit in class 63051. **(R)**
- 63053 - Latch Hook Rug - made from kit.
- 63054 - Best Exhibit in class 63053. **(R)**
- 63055 - Best-of-Show in classes 63052 & 63054. **(TR)**
- 63056 - Latch Hook Wall Hanging - original work.
- 63057 - Best Exhibit in class 63056. **(R)**
- 63058 - Latch Hook Wall Hanging - made from kit.
- 63059 - Best Exhibit in class 63058. **(R)**
- 63060 - Best-of-Show in classes 63057 & 63059. **(TR)**
- 63061 - Latch Hook Pillow(s) - original work.
- 63062 - Best Exhibit in class 63061. **(R)**
- 63063 - Latch Hook Pillow(s) - made from a kit.
- 63064 - Best Exhibit in class 63063. **(R)**

- 63065 - Best-of-Show in classes 63062 & 63064. (TR)
- 63066 - Other Latch Hook (i.e., freestanding animal figure, Christmas decorations, etc.) - original or made from a kit.
- 63067 - Best Exhibit in class 63066. (R)
- 63068 - **Life Skills 4-H members only** - Latch Hook Rug - made from a kit.
- 63069 - Best Exhibit in class 63068. (R)
- 63070 - **Life Skills 4-H members only** - Latch Hook, Wall Hanging - made from a kit.
- 63071 - Best Exhibit in class 63070. (R)
- 63072 - Best-of-Show in classes 63069 & 63071. (TR)

Section G - Leathercraft
(A, B, C premium table = 2)

1. See **4-H Leathercraft Project Guidelines** available at www.canr.msu.edu/st_joseph/4-h/4_h_still_projects for a list of suggested articles to be made at each age level.
2. All leathercraft exhibits must be tooled and carved. No embossing or 3-D stamping is allowed on the exhibit except for lettering. No pre-stamped or pre-embossed leather of any type may be used.
3. Any leather exhibit that involves stamping or which has no surface alterations must be exhibited in Department 63 - Folk Arts, Section H - Leatherwork.
4. No dyeing on exhibits made by first year members, regardless of age.
5. **Buckskinning** must be exhibited in **Department 63 - Folk Arts, Section T - Buckskinning/Indian Lore**.
6. No dyeing on exhibits in either the Beginner or the Apprentice levels. **Exception:** Apprentice members in their third year in Leathercraft overall, may dye their project.
7. Small Leathercraft exhibits (i.e., billfold, coin purse, comb case, etc.) must be submitted to the project evaluator in a zip-lock style plastic bag with the member's name, 4-H age (by January 1) and club name written on the bag.

Class

- 63073 - Beginner Leathercraft (8-11 years old): three small or one medium article.
- 63074 - Best-of-Show in class 63073 (TR)
- 63075 - Handyman Leathercraft (12-14 years old): one medium or one large article.
- 63076 - Best-of-Show in class 63075 (TR)
- 63077 - Craftsman Leathercraft (15-19 years old): one large article.
- 63078 - Best-of-Show in class 63077 (TR)

Section H - Leatherwork
(A, B, C premium table = 2)

1. This section is limited to exhibits made with which a design has been stamped. No 3-D stamping allowed. No pre-stamped leather of any type allowed.
2. This section is limited to leather items that do not qualify as Leathercraft (see Leathercraft - Section G above).
3. Buckskinning must be exhibited in the Buckskinning/Indian Lore Section.
4. No dying on exhibits in either the Beginner or Apprentice levels. **Exception:** Apprentice members in their third year in Leatherwork overall, may dye their project.
5. Small Leatherwork exhibits (i.e., billfold, coin purse, comb case, etc.) must be submitted to the project evaluator in a zip-lock style plastic bag with the member's name, 4-H age (by January 1) and club name written on the bag.

Class

- 63079 - Beginner Leatherwork - 8-11 years old.
- 63080 - Best Exhibit in class 63079 (R)
- 63081 - Handyman Leatherwork - 12-14 years old.
- 63082 - Best Exhibit in class 63081 (R)
- 63083 - Craftsman Leatherwork - 15-19 years old
- 63084 - Best Exhibit in class 63083 (R)

Section J - Macramé
(A, B, C premium table = 2)

1. **Macramé jewelry should be exhibited in the appropriate class in Department 63 - Folk Arts, Section G - Jewelry.**
2. Plant hangers must have pots in them to enhance shape. No flowers in pots.
3. Exhibitors may exhibit in only one class.
4. Project article(s) may be covered with a clear plastic bag following judging at the fair to help keep it clean.

Class

- 63085 - 1st-Year - one simple article that requires the use of at least three different knots.
- 63086 - Best Exhibit in class 63085 (R)
- 63087 - 2nd-Year - one medium size article that requires the use of at least four different knots.
- 63088 - 2nd-Year Macramé - three different small articles that among them require at least four different knots.
- 63089 - Best Exhibit in classes 63087 & 63088 (R)
- 63090 - 3rd-Year - one medium size article that requires the use of at least five different knots.
- 63091 - 3rd-Year - three different small articles that among them require the use of at least five different knots.
- 63092 - Best Exhibit in class 63090 & 63091 (R)
- 63093 - 4th-Year - One medium or one large article that requires the use of at least five different knots.
- 63094 - Best Exhibit in class 63093 (R)
- 63095 - 5th-Year - One medium or one large article showing increase of skills over previous year.
- 63096 - Best Exhibit in class 63095 (R)
- 63097 - 6th Year and Over - One large article made from a pattern that requires an increase of skills over previous years. Article must require the use of glass, plastic, wire or wood in shaping the article.
- 63098 - Best Exhibit in class 63097 (R)
- 63099 - 6th Year and Over - One medium or one large original article.
- 63100 - Best Exhibit in class 63099 (R)
- 63101 - Best-of-Show in Section J. (TR)

Section K - Macramé/Life Skills 4-H Club Members
(A, B, C premium table = 2)

Class

- 63102 - **Life Skills 4-H Club members only** - Macramé jewelry made using one or more kinds of knots.
- 63103 - Best Exhibit in class 63102 (R)
- 63104 - **Life Skills 4-H Club members only** - Hanging item made using one or more kinds of knots.
- 63105 - Best Exhibit in class 63104 (R)

Section L - Paint-by-Number
(No Premiums - Ribbons & Trophy Only)

1. All painting limited to pictures.
2. All paintings should be framed, matted or mounted and a secured wire on back ready to hang for exhibit.

- Original paintings must be exhibited in Painting Department.
- Paint-by-number on plastic, all ages, should exhibit in Class 63116.**
- Exhibitor may exhibit in only one class in this section.
- Ball-point tube painting must be exhibited in Ball-Point Tube Painting Department.

Class

- 63106 - Exhibitor 8-11 years old - exhibit best picture.
- 63107 - Best Exhibit in class 63106 (R)
- 63108 - Exhibitor 12-14 years old - exhibit best picture.
- 63109 - Best Exhibit in class 63108 (R)
- 63110 - Exhibitor 15-19 years old - exhibit best picture.
- 63111 - Best Exhibit in class 63110 (R)
- 63112 - All ages - exhibit best picture on plastic.
- 63113 - Best Exhibit in class 63112 (R)
- 63114 - Best-of-Show in Paint-by-Number. (TR)

Section M - Other Crafts (Original Work) (A, B, C premium table = 2)

- Exhibit must not be eligible in any other class.
- Exhibitors may exhibit in only one class.
- Must be original work.
- Projects will not be considered completed unless ready to use, framed, provided with hangers, backings, etc.
- The project should be classified as original or kit and labeled on the back.
- If kit is used, exhibitor should bring instruction sheets.
- All ages should exhibit their one best or grouping of 3 or 4 small articles. A grouping will be similar objects with one central theme.
- Needlepoint, embroidery and stuffed toys must be exhibited in Needlepoint Section, Embroidery Section or Stuffed Toys Sections, respectively.
- Quilts and comforters must be exhibited in Quilts & Comforters Section.
- No school exhibits.
- Rugs** must be exhibited in **Department 72 - Educational Projects, Section U - Rugs or Latch Hook** as appropriate.

Class

- 63115 - Other Crafts (8-11 years old) - original work. One large or grouping of 3 or 4 small articles.
- 63116 - Best-of-Show in class 63115 (TR)
- 63117 - Other Crafts (12-14 years old) - original work. One large or grouping of 3 or 4 small articles.
- 63118 - Best-of-Show in class 63117 (TR)
- 63119 - Other Crafts (15-19 years old) - original work. One large or grouping of 3 or 4 small articles.
- 63120 - Best-of-Show in class 63119 (TR)

Section N - Other Crafts from a Kit (No Premiums - Ribbons & Trophies Only)

- Same rules as above Section M, 1-10.
- Kit instructions must be presented at judging.

Class

- 63121 - Other Crafts (8-11 years old) - made from a kit. One large or grouping of 3 or 4 small articles.
- 63122 - Best-of-Show in class 63121 (TR)
- 63123 - Other Crafts (12-14 years old) - made from a kit. One large or grouping of 3 or 4 small articles.
- 63124 - Best-of-Show in class 63123 (TR)

- 63125 - Other Crafts (15-19 years old) - made from a kit. One large or grouping of 3 or 4 small articles.
- 63126 - Best-of-Show in class 63125 (TR)

Section P - Gift Wrapping (A, B, C premium table = 2)

Learning Objective: Gift Wrapping offers 4-H members opportunities to learn gift wrapping & decorating techniques.

- All packages should be empty.

Class

- 63127 - 1st-Year - three boxes, rectangular or square wrapped in solid colored paper. Use three simple bows of your choice that you have made. No purchased bows may be used.
- 63128 - Best-of-Show in class 63127 (TR)
- 63129 - 2nd-Year - three packages wrapped in a variety of ways. One must be cylindrical in shape. Bows not necessary. Patterned paper may be used.
- 63130 - Best-of-Show in class 63129 (TR)
- 63131 - 3rd-Year - two fancy packages, any shape, wrapped. Can incorporate fancy ideas, bells, animals, clowns, flowers, etc. Bows not necessary. Can use a bow maker.
- 63132 - Best Exhibit in class 63131 (R)
- 63133 - 4th-Year and more advanced - one large, two medium or a group of small wrapped packages, any shape, any ideas.
- 63134 - Best Exhibit in class 63133 (R)
- 63135 - Best-of-Show in classes 63132 & 63134 (TR)

Section Q - Other Creative Arts (A, B, C premium table = 2)

- Exhibit should not be eligible in any other class.
- Exhibit must be original. No kits.
- Exhibitor may exhibit only once in this section.
- No school exhibits.

Class

- 63136 - Exhibitor 8-11 years old - appropriate exhibit.
- 63137 - Best Exhibit in class 63136 (R)
- 63138 - Exhibitor 12-14 years old - appropriate exhibit.
- 63139 - Best Exhibit in class 63138 (R)
- 63140 - Exhibitor 15-19 years old - appropriate exhibit.
- 63141 - Best Exhibit in class 63140 (R)
- 63142 - Best-of-Show in classes 63137, 63139, & 63141. (TR)

Section R - Basket Making (A, B, C premium table = 2)

- Exhibitor may exhibit in only one of the following classes: non-decorated or decorated hand-made basket or other woven articles.
- Woven items other than baskets must be exhibited in Class No. 63149.**
- Must use natural materials only in the construction of exhibits for classes 63143, 63145, and 63147. No non-reed decorations allowed. **Exception:** Purchased handles, knobs, bases or other such items as are necessary to make the basket/woven article functional are allowed.
- Exhibitor may decorate his/her own hand-made basket as desired in classes 63151 and 63153.

Class

- 63143 - Non-Decorated, exhibitors 8-11 years old.
- 63144 - Best-of-Show in class 63143 (TR)
- 63145 - Non-Decorated, exhibitors 12-14 years old.
- 63146 - Best-of-Show in class 63145 (TR)
- 63147 - Non-Decorated, exhibitors 15-19 years old.
- 63148 - Best-of-Show in class 63147 (TR)
- 63149 - Other Woven Articles (other than baskets).
- 63150 - Best Exhibit in class 63149 (R)
- 63151 - Decorated Hand-Made Basket, exhibitors 8-14 years old. Any type of decoration allowed. Exhibit judged on both basket-making and decorating skills.
- 63152 - Best Exhibit in class 63151 (R)
- 63153 - Decorated Hand-Made Basket, exhibitors 15-19 years old. Any type decoration allowed. Exhibit judged on both basket making and decorating skills.
- 63154 - Best Exhibit in class 63153 (R)
- 63155 - Best-of-Show in class 63152 & 63154 (TR)

Section S - Blacksmithing (A, B, C premium table = 2)

Learning Objective: Blacksmithing offers 4-H members opportunities to apply knowledge learned of the craft of Blacksmithing articles.

Class

- 63156 - Blacksmithing (8-11 years old) - article(s) made
- 63157 - Best Exhibit in class 63156 (R)
- 63158 - Blacksmithing (12-14 years old) - article(s) made
- 63159 - Best Exhibit in class 63158 (R)
- 63160 - Blacksmithing (15-19 years old) - article(s) made
- 63161 - Best Exhibit in class 63160 (R)
- 63162 - Best-of-Show in classes 63157, 63159, & 63161 (TR)

Section T - Buckskinning/Indian Lore (A, B, C premium table = 2)

Learning Objective: Buckskinning/Indian Lore offers 4-H members opportunities to learn native crafts.

1. Ideas for exhibit would include: headdress, moccasin, dream catchers, tee pee, etc.
2. Kits are optional. If using a kit, instructions must be included with project at judging.

Class

- 63163 - Exhibitors 8-11 years old - article(s) made
- 63164 - Best Exhibit in class 63163 (R)
- 63165 - Exhibitors 12-14 years old - article(s) made
- 63166 - Best Exhibit in class 63165 (R)
- 63167 - Exhibitors 15-19 years old - article(s) made
- 63168 - Best Exhibit in class 63167 (R)
- 63169 - Best-of-Show in classes 63164, 63166 & 63168 (TR)

Section U - Calligraphy (A, B, C premium table = 2)

Class

- 63170 - Exhibitors 8-11 years old. Examples of the use of calligraphy. Examples must be exhibited in a plastic/3-ring binder notebook and must be added to each year. Exhibitor must indicate starting point of new information each year. Examples include but are not limited to greeting cards, announcements, etc.
- 63171 - Best Exhibit in class 63170 (R)

- 63172 - Exhibitors 12-14 years old. Examples of the use of calligraphy. Examples must be exhibited in a plastic/3-ring binder notebook and must be added to each year. Exhibitor must indicate starting point of new information each year. Examples include but are not limited to greeting cards, announcements, etc.

- 63173 - Best Exhibit in class 63172 (R)
- 63174 - Exhibitors 15-19 years old. Calligraphy exhibit should be 11 x 14 poster creatively using signage, menu, directions, letter, etc. A plastic/3-ring binder notebook must be included with exhibit with samples, plans, and sketches of project. Other information concerning calligraphy may be included in notebook.
- 63175 - Best Exhibit in class 63174 (R)
- 63176 - Best-of-Show in classes 63171, 63173, & 63175 (TR)

Section V - Candle Making (A, B, C premium table = 2)

Class

- 63177 - Exhibitor 8-11 years old - simple molded, container type, beeswax, simple cold sand, ice candles. (if not in first year; can be whipped wax, hand dipped, or chunk candles)
- 63178 - Best-of-Show in class 63177. (TR)
- 63179 - Exhibitor 12-14 years old - same as above, plus molded wax candles, embellishing such as painting, rolling candle in something, flower inserted into candle, hurricane type.
- 63180 - Best-of-Show in class 63179 (TR)
- 63181 - Exhibitor 15-19 years old - same as above, plus water candle, carving, hot sand candles.
- 63182 - Best-of-Show in class 63181 (TR)
- 63183 - Any candle made from a kit - all ages.
- 63184 - Best-of-Show in class 63183 (TR)

Section W - Stenciling (A, B, C premium table = 2)

1. All garments and/or accessories decorated using stenciling must be exhibited under Department 63 - Folk Arts, Sections A - Wardrobe Personalization.

Class

- 63185 - Exhibitor 8-11 years old - stenciling done on wood using one color.
- 63186 - Best Exhibit in class 63185 (R)
- 63187 - Exhibitor 12-14 years old - stenciling done on cloth using two colors.
- 63188 - Best Exhibit in class 63187 (R)
- 63189 - Exhibitor 15-19 years old - stenciling done on cloth, wood, baskets, etc. using more than two colors.
- 63190 - Best Exhibit in class 63189 (R)
- 63191 - Best-of-Show in class 63186, 63188 & 63190 (TR)
- 63192 - **4-H Life Skills Members Only** - stenciling done on cloth, wood, baskets, etc. No garments.
- 63193 - Best Exhibit in class 63192 (R)

Section X - Tin Punch (A, B, C premium table = 2)

1. Materials that may be used include: flashing, tin, copper, bronze, brass, etc.
2. Articles must be ready to hang with secure wire on back if appropriate. No taped wire.
3. Exhibit article(s) may be 2-D or 3-D.

- Articles may have color if desired.

Class

- 63194 - Tin Punch (8-11 years old) - article(s) made
- 63195 - Best-of-Show in class 63194 (TR)
- 63196 - Tin Punch (12-14 years old) - article(s) made using more than one tool
- 63197 - Best-of-Show in class 63196 (TR)
- 63198 - Tin Punch (15-19 years old) - article(s) made using more than circular holes
- 63199 - Best-of-Show in class 63198 (TR)
- 63200 - **4-H Life Skills Members Only** - article(s) made
- 63201 - Best-of-Show in class 63200 (TR)

Section Y - Weaving (A, B, C premium table = 2)

- All looms must be identified as hand-made or purchased.
- Suggested woven articles include the following: place mats, scarves, wall hangings, tunic, yardage, etc.
- Bead weaving** must be entered in **Department 63, Section E - Jewelry Making**. **Woven rugs** must be entered in **Department 72, Section U - Rugs**.

Class

- 63202 - Weaving - primitive loom and woven article(s).
- 63203 - Weaving - frame loom and woven article(s).
- 63204 - Weaving - article(s) woven on floor loom.
- 63205 - Best-of-Show in Weaving. (TR)

Section Z - Wood Burning (A, B, C premium table = 2)

- If article is to be displayed on a wall- exhibit must be ready to hang with a secured wire on back.

Class

- 63206 - Exhibitor 8-11 years old - wood-burned signs, plaques, wall hangings, etc.
- 63207 - Best-of-Show in class 63206 (TR)
- 63208 - Exhibitor 12-14 years old - wood-burned signs plaques, wall hangings, etc.
- 63209 - Best-of-Show in class 63208 (TR)
- 63210 - Exhibitor 15-19 years old - wood-burned signs, plaques, wall hangings, etc.
- 63211 - Best-of-Show in class 63210 (TR)

Section ZA - Wooden Toys (A, B, C premium table = 2)

- All exhibits in this category must supply a 4x6 picture of their project.

Class

- 63212 - Exhibitor 8-11 years old - blocks, farm animals, dolls, etc. made by exhibitor
- 63213 - Best Exhibit in class 63212 (R)
- 63214 - Exhibitor 12-14 years old - blocks, farm animals, dolls, etc. made by exhibitor
- 63215 - Best Exhibit in class 63214 (R)
- 63216 - Exhibitor 15-19 years old - blocks, farm animals, dolls, etc. made by exhibitor
- 63217 - Best Exhibit in class 63216 (R)
- 63218 - Exhibitor all ages - Made from a kit; Instructions must be included at judging
- 63219 - Best Exhibit in class 63218 (R)

- 63220 - Best-of-Show in classes 63213, 63215, 63217 & 63219 (TR)

Section ZB - Other Folk Arts (A, B, C premium table = 2)

Class

- 63221 - Other Folk Art (8-11 years old) - any folk art not listed elsewhere in fair book
- 63222 - Best Exhibit in class 63221 (R)
- 63223 - Other Folk Art (12-14 years old) - any folk art not listed elsewhere in fair book
- 63224 - Best Exhibit Class 63223 (R)
- 63225 - Other Folk Art (15-19 years old) - any folk art not listed elsewhere in fair book
- 63226 - Best Exhibit in class 63225 (R)
- 63227 - Best-of-Show in Other Folk Arts (TR)

Woodworking (Sections ZC - ZD)

- 4-H Woodworking Project Guidelines** are available at www.canr.msu.edu/st_joseph/4-h/4_h_still_projects.
- Exhibitors must provide a 4x6 picture in a 3-ring binder of previous years' work for all age groups following 1st year.
- Exhibitor must make a different exhibit each year.
- No school exhibits.
- Use of woodworking kits is discouraged due to project educational objectives.
- See **4-H Woodworking Project Guidelines** regarding tools that may be used at a given class level.
- Project must be done by member, with limited "how to" assistance provided by leader/parent as appropriate for age/experience level.
- Article(s) to be "finished" as appropriate for its intended use.
- Articles will be judged according to the requirements of a given exhibit level.
- Adult approval required for the following:
 - selection of article to be constructed.
 - selection of tools to be used by member in constructing article, with safety being the primary concern to be taken into consideration regarding tool selection approval.

Section ZC - Woodworking (A, B, C premium table = 2)

Class

- 63228 - Beginning Woodworking (8-11 years old) - 1st-Year ever in Project - construct one article
- 63229 - Best Exhibit in class 63228 (R)
- 63230 - Beginning Woodworking (8-11 years old) - Other than 1st-Year in Project - construct one article showing increase in skills development over previous year
- 63231 - Best Exhibit in class 63230 (R)
- 63232 - Best-of-Show in classes 63229 & 63231 (TR)
- 63233 - Intermediate Woodworking (12-14 years old) - 1st-Year ever in Project - construct one article
- 63234 - Best Exhibit in class 63233 (R)
- 63235 - Intermediate Woodworking (12-14 years old) - Other than 1st-Year in Project - construct one article showing increase in skills development over previous year
- 63236 - Best Exhibit in class 63235 (R)
- 63237 - Best-of-Show in classes 63234 & 63236 (TR)
- 63238 - Advanced Woodworking (15-19 years old) - 1st-Year ever in Project - construct one article
- 63239 - Best Exhibit in class 63238 (R)
- 63240 - Advanced Woodworking (15-19 years old) - Other than 1st-Year in Project - construct one article showing

increase in skills development over previous year.

Note: See project guidelines regarding exhibition of large and/or difficult to move project exhibits.

63241 - Best Exhibit in class 63240 (R)

63242 - Best-of-Show in classes 63239 & 63241 (TR)

Section ZD - Fine Arts Woodworking (A, B, C premium table = 2)

Class

63243 - Wood Carving

63244 - Best Exhibit in class 63243 (R)

63245 - Marketry (inlay, veneer)

63246 - Best Exhibit in class 63245 (R)

63247 - Intarsia

63248 - Best Exhibit in class 63247 (R)

63249 - Free Form

63250 - Best Exhibit in class 63249 (R)

63251 - Best-of-Show in class 63244, 63246, 63248 & 63250 (TR)

Section ZE - Puzzles (No premiums - Ribbons and Trophies Only)

- Exhibitor may make one entry only in the Puzzles Department. Exhibit limited to one displayable puzzle.**
- Two-dimensional puzzles must be mounted on a solid, non-bendable display board. Three-dimensional (3-D) puzzles must be mounted on a solid, non-bendable board or tray as appropriate for display purposes.
- Puzzle must be completely assembled and all puzzle pieces securely attached to the display surface as follows:
 - Two-dimensional puzzles must be glued on front, viewable surface with puzzle glue. This includes framed puzzles displayed under glass or Plexiglas.
 - Three-dimensional (3-D) puzzles must either be glued on viewable surface (with puzzle glue) or puzzle pieces attached with double-sided tape.
- Two-dimensional puzzles must have a sturdy hanging wire securely attached to the back of the puzzle and the puzzle ready to hang on the exhibit building wall at fair. If puzzle is deemed to be too heavy to hang, exhibit will be displayed at the discretion of MSU Extension staff. No string or tape allowed for hanging purposes.
- Minimum and maximum puzzle piece requirements:
 - 8-11 years old: minimum = 250 maximum = 1,000
 - 12-14 years old: minimum = 1,000
 - 15-19 years old: minimum = 1,500
 - No minimum or maximum number of pieces for 3-D puzzles.
- Puzzle must have exhibitor's name, 4-H age (as of January 1) and club on back of puzzle for two-dimensional puzzles and on display for 3-D puzzles.

Class

63252 - 2-D Puzzles (8-11 years old)

63253 - Best-of-Show in class 63252 (TR)

63254 - 2-D Puzzles (12-14 years old)

63255 - Best-of-Show in class 63254 (TR)

63256 - 2-D Puzzles (15-19 years old)

63257 - Best-of-Show in class 63256 (TR)

63258 - 3-D Puzzles (exhibitors of all ages)

63259 - Best-of-Show in class 63258 (TR)

63260 - **Life Skills 4-H members only** - one puzzle, 25 pieces or more

63261 - Best Exhibit in class 63260 (R)

Soap Making (Sections ZF & ZG)

Learning Objective: 4-H Soap Making offers 4-H members opportunities to learn, research and demonstrate knowledge of soap making.

- Exhibitor may make one entry only in the Soap Making Department.
- For detailed soap making project information a copy of the **4-H Soap Making Project Guidelines** is available at www.canr.msu.edu/st_joseph/4-h/4_h_still_projects.
- Exhibit must include the required number of samples of different types of soap made, plus a **Soap Making Project plastic or 3-ring binder notebook**. The notebook must be added to each year, with each year's information separated by a tabbed divider.
- Plastic/3-ring binder Notebook must include a **Soap Recipe Sheet** (available for download at www.canr.msu.edu/st_joseph/4-h/4_h_still_projects) for each different "basic" recipe used in a given project year. In your notebook, you may also include additional soap making-related information on topics such as the history of soap making, soap making procedures, ingredient sources/costs, "enhancement" options/costs, etc.
- Samples of the different soaps made must be displayed on a cardboard cake decorating "round" or "square" of appropriate size to attractively accommodate the soaps made. The round/square must be covered with a white paper doily. Each soap sample must be clearly and neatly labeled with the type and/or name of the soap.
- Exhibit (including soaps made and project notebook) must show improvement in skills/increase in knowledge over previous year's work.
- Work on coming up with different soap "mold" shapes each year as you progress through the project.

Section ZF - Melt and Pour Soaps (A, B, C premium table = 2)

- Exhibit to include sample of 3-5 different types of soap made by exhibitor, plus **Soap Making Project plastic or 3-ring binder notebook**.
- Members are encouraged to experiment with different cosmetically safe "enhancements", plus different soap molds.
- Examples of different types of "melt and pour" soaps include, but are not limited to, transparent (clear) or opaque (white) "base" soaps to which you have added one or more "enhancements".

Class

63262 - Melt and Pour Soaps, 8-11 years old.

63263 - Best-of-Show in class 63262 (TR)

63264 - Melt and Pour Soaps, 12-14 years old.

63265 - Best-of-Show in class 63264 (TR)

63266 - Melt and Pour Soaps, 15-19 years old.

63267 - Best-of-Show in class 63266 (TR)

Section ZG - Soaps Made with "Lye" (A, B, C premium table = 2)

- This section applies to soaps that are made with recipes that require the use of "lye" in the form of either sodium hydroxide or potassium hydroxide.
- Sodium hydroxide and potassium hydroxide are caustic chemicals that can cause chemical burns if not handled properly. It is very important that you read the "Safety

Precautions" in the "4-H Soap Making Project Guidelines" before starting to work with a recipe that requires either of these ingredients.

3. Exhibit to include number of samples of different types of soap as required for age level, plus **Soap Making Project notebook**.

Class

- 63270 - Lye-Based Soaps (8-11 years old) - Exhibit samples of two (2) different types of soap made by exhibitor, plus Soap Making Project notebook.
- 63271 - Best-of-Show in class 63270 (TR)
- 63272 - Lye-Based Soaps (12-14 years old) - Exhibit samples of 3 - 4 different types of soap made by exhibitor, plus Soap Making Project notebook.
- 63273 - Best-of-Show in class 63272 (TR)
- 63274 - Lye-Based Soaps (15-19 years old) - Exhibit samples of 4 - 5 different types of soap made by exhibitor, plus Soap Making Project notebook.
- 63275 - Best-of-Show in class 63274 (TR)

Section ZH - Scrapbooking (No premiums - Ribbons and Trophy Only)

1. Scrapbooks will be evaluated based on the following criteria: neatness, creativity (including use of stickers, die-cuts, cropped photos, etc.) and journaling (i.e., brief summary of page or events).
2. Not limited to photos. Include awards, ribbons, certificates received, news clippings, etc. as desired.
3. Title page with exhibitors name, age (by January 1), year in project and scrapbook theme required. This page should be considered page 1 of exhibitor's scrapbook.
4. A scrapbooking "page" is ONE SIDE of a sheet. All sheets must be exhibited back-to-back in sheet protectors.
5. Minimum and maximum pages per age:
 - 8-11 years old, minimum of 10 - maximum of 12
 - 12-14 years old minimum of 12 - maximum of 14
 - 15-19 years old minimum of 16 - maximum of 20
6. Scrapbooks must be 12" x 12" or smaller.

Class

- 63276 - Scrapbooking, 8-11 years old
- 63277 - Best Exhibit in class 63276 (R)
- 63278 - Scrapbooking, 12-14 years old
- 63279 - Best Exhibit in class 63278 (R)
- 63280 - Scrapbooking, 15-19 years old
- 63281 - Best Exhibit 63280 (R)
- 63282 - Best-of-Show in Scrapbooking. (TR)

Section ZJ - Rubber Stamping (No premiums - Ribbons and Trophy Only)

1. Exhibitor may make one entry only in the Rubber Stamping Department.
2. The **4-H Rubber Stamping Guidelines** are available at www.canr.msu.edu/st_joseph/4-h/4_h_still_projects

Class

- 63283 - Rubber Stamping, 8-11 years old
- 63284 - Best Exhibit in class 63283 (R)
- 63285 - Rubber Stamping, 12-14 years old
- 63286 - Best Exhibit in class 63285 (R)
- 63287 - Rubber Stamping, 15-19 years old
- 63288 - Best Exhibit 63287 (R)
- 63289 - Best-of-Show in Rubber Stamping. (TR)

Department 64 - Photography

1. **Attention:** No digital camera photos allowed in Sections A-D.
2. All photographs exhibited in a given class must be either color or black and white. Exception - Section K.
3. Photography sections are grouped as follows: **A-D** 35 mm film, **E-F** specialty photography, **G-K** digital. Up to **two exhibits** may be entered in each of the above groupings if **one** project is **color** and **one is black and white**. Color and Black and white prints **may not** be printed from the same camera shots. Otherwise, a given exhibitor may enter only **one** exhibit in **each grouping**.
4. All photographs must be neatly and securely mounted on sturdy poster board 11" x 14" using "cold mount", "dry mount", double-sided tape, spray adhesive, rubber cement, diluted Elmer's glue or any other method that produces a flat mount. (Use of stick-on "corners" is not allowed.) Poster board available at MSU Extension Office.
5. The poster board may be exhibited with either 11" or 14" being the vertical dimension. Choose the poster board "orientation" that best suits attractive display of your photographs.
6. All photographs must be mounted alone on the poster board. No writing, printing or drawing/illustrating is allowed on the poster board.
7. Exhibitor's name, birth date (month/day/year), age as of January 1 of current calendar year, year in project, type of camera used (i.e., digital, 35mm, Polaroid, etc.), film speed (i.e., ASA 100, ASA 200, ASA 400, ASA 1000, etc.), specify whether the camera has an adjustable or non-adjustable lens and must be neatly printed on the back of the poster board.
8. All photographs must be 4" x 6" or a true digital 5.3" x 4" unless otherwise noted.
9. **Digitally enhanced** is a photograph taken with a conventional camera and scanned in or taken with a digital camera. Either of these methods is considered enhanced when they are then manipulated.
10. **Digital photo (not enhanced)** is a photo taken with a digital camera or scanned in from a conventional print.

Section A - General Photography 35mm Cameras, Exhibitors 8-11 years old (A, B, C premium table = 2)

Class

- 6400 - Exhibit four photographs that include one each of the following subjects: building(s), landscape or seascape, a person or group of people, and animal(s) or bird(s).
- 6401 - Exhibit four photographs that together tell a story in pictures, without the need for words. **Examples:** Giving a dog a bath; putting up and decorating the family Christmas tree; activities that take place at a birthday party, etc.
- 6402 - Exhibit four photographs showing four different people, each with a different pet.
- 6403 - Exhibit four photographs of one common theme (i.e., barns, antique cars, breeds of horses, etc.) with each picture being a different item in the theme (i.e., four different barns in the barn example).
- 6404 - Exhibit four photographs depicting a particular 4-H activity (i.e., club meeting, Summer Camp, community service project, Exploration Days, Cat Show, etc.).

6405 - Best-of-Show in classes Section A. (TR)

**Section B - General Photography
35mm Cameras, Exhibitors 12-14 years old
(A, B, C premium table = 2)**

Class

- 6406 - Exhibit four photographs of people, animal(s) or still object(s), with two of the photographs taken using natural light (sunlight) and two using artificial light (flash).
- 6407 - Exhibit four photographs that depict a step-by-step procedure without the need for words.
- 6408 - Exhibit four close-up or portrait photographs.
- 6409 - Exhibit four photographs of either city scenes or country scenes.
- 6410 - Exhibit four photographs showing four different people, each with a different pet.
- 6411 - Exhibit four photographs depicting one type of sport activity.
- 6412 - Exhibit four photographs of one common theme (i.e., barns, antique cars, breeds of horses, etc.) with each picture being a different item in the theme (i.e., four different barns in the barn example).
- 6413 - Exhibit four photographs depicting a particular 4-H activity (i.e., 4-H club meeting, Summer 4-H Camp, 4-H community service project, 4-H Exploration Days, 4-H Cat Show, etc.).
- 6414 - Best-of-Show in Section B. (TR)

**Section C - General Photography
35mm Cameras, Exhibitors 15-19 years old
(A, B, C premium table = 2)**

Class

- 6415 - Open to first-year members only. Exhibit four photographs of either city scenes or country scenes.
- 6416 - Exhibit four photographs of one common theme (i.e., barns, antique cars, breeds of horses, etc.) with each picture being a different item in the theme (i.e., four different barns in the barn example).
- 6417 - Exhibit four photographs showing four different people, each with a different pet.
- 6418 - Exhibit four photographs of people, animals or still objects, with two of the photographs taken using natural light (sunlight), and two of the photographs taken using artificial light (flash).
- 6419 - Exhibit two 8" x 10" or 8" x 12" photographs or four 5" x 7" of any one or a combination of the subjects listed below. Two 11" x 14" poster-boards will be needed to mount photographs.
- portraits
 - landscapes
 - extreme close-up
 - abstracts
 - night scenes
 - seascapes
 - still life scenes
 - patterns
 - plants
 - animals
 - birds
 - textures
- 6420 - Exhibit four photographs which depict a specific career or profession (i.e., secretary, carpenter, farmer, veterinarian, etc. at work).
- 6421 - Exhibit four photographs depicting a particular 4-H activity (i.e., club meeting, Camp, community service project, Exploration Days, Cat Show, etc.)
- 6422 - Exhibit four photographs depicting one type of sport activity.
- 6423 - Best-of-Show in Section C. (TR)

**Section D - General Photography
Other than 35mm Cameras, Exhibitors 8-19 years old
(A, B, C premium table = 2)**

Class

- 6424 - Same as Section A, Class 6400.
- 6425 - Same as Section A, Class 6401.
- 6426 - Same as Section A, Class 6402.
- 6427 - Same as Section A, Class 6403.
- 6428 - Same as Section A, Class 6404.
- 6429 - Best Exhibit in Section D. (R)

**Section E - Specialty Photography
(A, B, C premium table = 2)**

1. This section is open to exhibitors ages 8-19 years old.

Class

- 6430 - Panorama - exhibit four panoramic photographs displayed two per poster board.
- 6431 - Best Exhibit in class 6430. (R)
- 6432 - 3-D - exhibit four three-dimensional (3D) photographs of any subject.
- 6433 - Best Exhibit in class 6432. (R)

**Section F - Dark Room Photography
(A, B, C premium table = 2)**

1. This section is open to exhibitors ages 8-19 years old.
2. Limited to black and white prints only.
3. May use digital or 35 mm camera and film in this section.
4. Photographs may be of any subject or combinations of subjects.
5. Photographs must be taken and printed by the exhibitor.
6. Special development techniques may be used (i.e., "burning in", "dodging", enlargement of select portion of negative, sepia toning to give an "antique" look, etc.).
7. **Commercially printed black and white photos MUST be exhibited in Sections A-E or G-K.**

Class

- 6434 - Dark Room Photography - exhibit two 8"x10" or 8"x12" photographs or four 5"x7" photographs.
- 6435 - Best-of-Show in class 6434. (TR)

**Section G - Digital Photography Non-Enhanced
Exhibitors 8-11 years old
(A, B, C premium table = 2)**

Class

- 6436 - Exhibit four (4) photographs which include one each of the following subjects:
- building(s)
 - animal(s)
 - landscape/seascape.
 - a person/group of people.
- 6437 - Exhibit four photographs that together tell a story in pictures, without the need for words. **Examples:** Giving a dog a bath; putting up and decorating the family Christmas tree; activities that take place at a birthday party, etc.
- 6438 - Exhibit four photographs showing four different people, each with a different pet.
- 6439 - Exhibit four photographs of one common theme (i.e., barns, antique cars, breeds of horses, etc.) with each picture being a different item in the theme (i.e., four different barns).
- 6440 - Best of Show in Section G. (TR)

**Section H - Digital Photography Non-Enhanced
Exhibitors 12-14 years old
(A, B, C premium table = 2)**

Class

- 6441 - Exhibit four (4) photographs around a central theme such as: people, animals or still objects, with two (2) of the photographs taken using natural light (sunlight) and two (2) of the photographs using artificial light (flash).
- 6442 - Exhibit four (4) photographs which depict a step-by-step procedure without the need for words.
- 6443 - Exhibit four (4) close-ups (i.e., flower petals, animal, other object, etc.) or portrait photographs.
- 6444 - Exhibit four (4) photographs of either city scenes or country scenes.
- 6445 - Exhibit four (4) photographs showing four (4) different people with a different pet.
- 6446 - Exhibit four (4) photographs depicting one (1) type of sport activity.
- 6447 - Exhibit four (4) photographs of one common theme (i.e., barns, antique cars, breeds of horses, etc.) with each picture being a different item of the theme (i.e., four different barns in the barn example).
- 6448 - Exhibit four (4) photographs depicting a particular 4-H activity (i.e., club meeting, community service project, Camp, Exploration Days, Cat Show, etc.)
- 6449 - Best of Show in Section H. **(TR)**

**Section J - Digital Photography Non-Enhanced
Exhibitors 15-19 years old
(A, B, C premium table = 2)**

Class

- 6450 - Open to first-year members only. Exhibit four (4) photographs of either city scenes or country scenes.
- 6451 - Exhibit four (4) photographs of one common theme (i.e., barns, antique cars, breeds of horses, etc.) with each picture being a different item in the theme (i.e., four different barns).
- 6452 - Exhibit four (4) photographs showing four different people, each with a different pet.
- 6453 - Exhibit four (4) photographs of people, animals or still objects, with two of the photographs taken using natural light (sunlight), and two of the photographs taken using artificial light (flash).
- 6454 - Exhibit two (2) 8"x10" or 8"x12" photographs or four (4) 5"x7" of any one or a combination of the subjects listed below. Two 11" x 14" poster-boards will be needed to mount photographs.
- portraits
 - landscapes/seascapes
 - birds
 - still life scenes
 - abstracts/patterns/textures
 - night scenes
 - plants
 - animals
 - extreme close-up
- 6455 - Exhibit four photographs which depict a specific career or profession (i.e., secretary, carpenter, farmer, veterinarian, etc. at work).
- 6456 - Exhibit four photographs depicting a particular 4-H activity (i.e., 4-H club meeting, 4-H Camp, 4-H community service project, 4-H Exploration Days, 4-H Cat Show, etc.)
- 6457 - Exhibit four photographs depicting one type of sport activity.
- 6458 - Best-of-Show in Section J. **(TR)**

**Section K - Digital Photography Enhanced
(A, B, C premium table = 2)**

1. If the photograph is completely manipulated then it should be exhibited under computer science as graphic arts.

Class

- 6459 - Enhanced Digital Photography (8-11 years old) must exhibit original photograph with enhanced photograph illustrating cropping, red-eye reduction, color to black and white, etc.
- 6460 - Enhanced Digital Photography (12-14 years old) must exhibit original photograph with enhanced photograph illustrating one (1) of the following: dodging, burn tool, and any other enhancements in Class 6459.
- 6461 - Enhanced Digital Photography (15-19 years old) must exhibit original photograph with enhanced photograph illustrating one (1) of the following: cloning, color saturation, density, and other enhancements from classes 6459 or 6460.
- 6462 - Best-of-Show in Section K. **(TR)**

Section L - Best Single Photograph

1. Best Single Photograph awards to be selected from among the 4-H photography exhibits in Sections A-K. **Note:** The recipients of this award may not have a Best of Show for their complete project.

Class

- 6463 - Best Single Photograph (8-11 years old). **(PR)**
- 6464 - Best Single Photograph (12-14 years old). **(PR)**
- 6465 - Best Single Photograph (15-19 years old). **(PR)**

Department 66 - Agriculture

1. Crop must have been grown during current year.
2. 1st, 2nd and 3rd year exhibitors must complete page 1 of "Crops Record Sheet and Summary" and submit it with their crop exhibit.
3. 4th year exhibitors and above must complete both pages of "Crops Record Sheet and Summary" and submit it with their crop exhibit.
4. One copy of the Crops Record Sheet and Summary must be submitted for each crop sample exhibited.
5. Crops Record Sheet and Summary must be attached to sturdy poster board for displaying with the crop.
6. An exhibitor may exhibit only three crops total from sections A - E.

**Section A - Corn
(A, B, C premium table = 2)**

1. Rules 1-6 under Department 66 - Agriculture also apply to corn exhibits.
2. A corn exhibit shall consist of up to three 10-ear samples, each of a different variety.
3. Each exhibitor is limited to a total of three samples of corn.
4. Corn variety must appear on entry form. **Note:** Shelled corn is considered a different crop. No shelled corn may be exhibited.

5. Corn will be judged based on the following criteria:
General knowledge/appearance of project (75%),
Knowledge of project (25%).

Class

- 6600 - Dry-land Corn (Non-Irrigated) - hybrid A, 10 ears.
6601 - Dry-land Corn (Non-Irrigated) - hybrid B, 10 ears.
6602 - Dry-land Corn (Non-Irrigated) - hybrid C, 10 ears.
6603 - Best Exhibit in classes 6600, 6601 and 6602. **(R)**
6604 - Irrigated Corn - hybrid A, 10 ears.
6605 - Irrigated Corn - hybrid B, 10 ears.
6606 - Irrigated Corn - hybrid C, 10 ears.
6607 - Best Exhibit in classes 6604, 6605 & 6606. **(R)**
6608 - Best-of-Show in class 6603 & 6607. **(TR)**

Section B - Hay (A, B, C premium table = 2)

1. Rules 1-6 under Department 66 - Agriculture also apply to hay exhibits.
2. Hay exhibits must be dry enough to be stored safely.
3. Exhibit must consist of one 13-gallon size trash bag filled and closed with a twist tie with exhibitor name, club and age clearly marked on outside of bag.
4. Any type of storage and handling system is accepted.
5. Hay quality to be judged on the following: Texture (30%), leafiness (30%), purity (10%), color (20%), aroma (10%).

Class

- 6609 - Alfalfa hay, first cutting.
6610 - Alfalfa hay, second or third cutting.
6611 - Mixed hay, first cutting.
6612 - Mixed hay, second or third cutting.
6613 - Best-of-Show in Hay. **(TR)**

Section C - Small Grains (A, B, C premium table = 2)

1. Rules 1-6 under Department 66 - Agriculture also apply to small grains exhibits.
2. Exhibit must consist of one one-gallon zip-lock style plastic bag full with exhibitor's name, age and club clearly marked on bag.
3. Grains will be judged on the following points: Size of berry (50%), foreign matter (25%), health (25%).

Class

- 6614 - Oats.
6615 - Wheat.
6616 - Any Other Small Grain.
6617 - Best-of-Show in Small Grains. **(TR)**

Section D - Soybeans (A, B, C premium table = 2)

1. Rules 1-6 under Department 66 - Agriculture also apply to soybean exhibits.
2. Exhibit to consist of three (3) bean plants tied together with twine.
3. Soybean quality to be judged on the following points: Yield (60%), Plant Health (40%).

Class

- 6618 - Soybeans (Dry-land).
6619 - Best Exhibit in class 6618. **(R)**
6620 - Soybeans (Irrigated).

- 6621 - Best Exhibit in class 6620. **(R)**
6622 - Best-of-Show in classes 6619 and 6621. **(TR)**

Section E - Weed and/or Crop (A, B, C premium table = 2)

1. Weed must have been collected during current year.
2. Each weed must be pressed and dried to prevent mold.
3. Each weed must be labeled with scientific and common name, where found (lawn, garden, pasture, etc.), and how it reproduces (seed or underground root system).
4. Mount each weed on sturdy poster board or cardstock and place in a plastic sheet protector. Place pages in a 3-ring binder notebook for exhibit.
5. Any additional information on weeds or crops may be added to notebook to add to exhibit.

Class

- 6623 - Years 1 and 2 - Collect and identify 15 different weeds (common or invasive). Each specimen should show flower and/or fruit, leaf, stem and root characteristics. Notebook must be added to each year and must show where each year begins.
6624 - Best Exhibit in class 6623. **(R)**
6625 - Years 3, 4 and 5 - Collect and identify 5 different crops seed specimens and 10 noxious weeds. Each seed specimen must be labeled and must include a leaf, stem and root characteristics. Notebook must be added to each year and must show where each year begins.
6626 - Best Exhibit in class 6625. **(R)**
6627 - Years 6 and up - Collect and identify 5 different crop seed specimens, 5 noxious weeds, and 5 poisonous weeds. Each seed specimens must include a leaf, stem and root characteristics labeled to identify. Each noxious weed should show flower/fruit, leaf stem and root characteristics. Each poisonous weed should also show flower/fruit, leaf stem and root characteristics.
6628 - Best Exhibit in class 6627. **(R)**
6629 - Best-of-Show in classes 6624, 6626 & 6628. **(TR)**

Department 67 - Floriculture

Section A - Flower Arranging (Dried and/or Silk) (A, B, C premium table = 2)

Learning Objective: Flower Arranging offers 4-H members opportunities to learn flower arranging techniques with dried flowers, weeds, and silk flowers.

1. Exhibitor may exhibit in only one class.
2. A different exhibit must be made each year.
3. Materials used may include dried flowers, dried weeds, and silk flowers. No plastic flowers.
4. Materials may be home grown, collected and dried (flowers and weeds), handmade (silk flowers), or purchased.
5. Fresh flower arrangements and corsages should be exhibited in the Flower Gardening Department.
6. Notebook (plastic or 3-ring) must accompany exhibit and must be added to each year. Exhibitor must indicate starting point of new information each year. **(4-H Flower Arranging Project Guidelines** available at www.canr.msu.edu/st_joseph/4-h/4_h_still_projects for notebook ideas.)

Class

- 67000 - Notebook and dried weed and/or wild flower arrangement.
- 67001 - Best Exhibit in class 67000. **(R)**
- 67002 - Notebook and arrangement incorporating dried garden flowers (other dried materials may be used as Accents or fillers).
- 67003 - Best Exhibit in class 67002. **(R)**
- 67004 - Notebook and corsage. Corsage may be a combination of silk and dried materials.
- 67005 - Best Exhibit in class 67004. **(R)**
- 67006 - Notebook and dried and/or silk flower bouquets (i.e., bridal bouquet, prom bouquet, etc.).
- 67007 - Best Exhibit in class 67006. **(R)**
- 67008 - Best-of-Show in classes 67001, 67003, 67005 & 67007. **(TR)**
- 67009 - Notebook and dried and/or silk flower wreath or wall hanging.
- 67010 - Best-of-Show in class 67009. **(TR)**
- 67011 - Notebook and silk flower arrangement. Dried flowers and weeds may be used as accents and fillers. Exhibitors 8-11 years old.
- 67012 - Best-of-Show in class 67011. **(TR)**
- 67013 - Notebook and silk flower arrangement. Dried flowers and weeds may be used as accents and fillers. Exhibitors 12-14 years old.
- 67014 - Best-of-Show in class 67013. **(TR)**
- 67015 - Notebook and silk flower arrangement. Dried flowers and weeds may be used as accents/fillers. Exhibitors 15-19 years old.
- 67016 - Best-of-Show in class 67015. **(TR)**

Section B - Fall Ornamentals
(A, B, C premium table = 2)

1. Only fruits, vegetables, flowers, and other natural vegetation grown in or around St. Joseph County may be exhibited.
2. Exhibit must be displayed in a container (plastic tub) dimension should be approximately 13 ½" X 17" and 5" tall. Container may be decorated with natural materials.

Class

- 67017 - Fall Ornamentals - collection of attractively arranged fall ornamentals.
- 67018 - Best-of-Show in class 67017. **(TR)**

Section C - Decorated Pumpkins
(A, B, C premium table = 2)

1. Pumpkin should be no taller than 18" and no more than 30" in diameter.
2. Pumpkin may be grown or purchased by exhibitor and may be any color.

Class

- 67019 - Decorated Pumpkin - No Carving.
- 67020 - Best-of-Show in class 67019. **(TR)**

Section D - Flower Gardening
(A, B, C premium table = 2)

1. Colored photograph(s) of flower garden should accompany exhibit.
2. Exhibitor may exhibit in only one class.
3. Member must have grown flowers.

4. All flower specimens must be exhibited in pint-size or quart-size glass jars. Coordinate size of jar with size of flower(s). Containers are not judged. **Exception:** Exhibitors exhibiting in Class 67027 may use decorative container.
5. A project plastic or 3-ring binder notebook must accompany all flower gardening exhibits. Visit https://www.canr.msu.edu/st_joseph/4-h/4_h_still_projects to download a copy of the **4-H Flower Gardening Notebook requirements**.
6. Exhibitors should replace flowers of the same variety toward the middle of fair week to keep exhibit looking attractive.
7. Exhibit may contain one or more colors of flowers.

Class

- 67021 - Annual Flowers (8-11 years old). Exhibit one of the following:
- one flower with blossom over 3 ½" in diameter.
 - three flowers with blossoms under 3 ½" diameter.
- 67022 - Perennial Flowers (8-11 years old). Exhibit one of the following:
- one flower with blossom over 3 ½" in diameter.
 - three flowers with blossoms under 3 ½" diameter.
- 67023 - Best-of-Show in classes 67021 & 67022. **(TR)**
- 67024 - Annual Flowers (12-14 years old). Exhibit one each of three different varieties with foliage attached.
- 67025 - Perennial Flowers (12-14 years old). Exhibit one each of 3 different varieties with foliage attached.
- 67026 - Best-of-Show in classes 67024 & 67025. **(TR)**
- 67027 - Arrangement (15-19 years old). Made from flowers grown in own garden. Decorative container may be used.
- 67028 - Best Exhibit in class 67027. **(R)**
- 67029 - Bouquet (15-19 years old). 7 - 12 different varieties of flowers grown in own garden.
- 67030 - Best Exhibit in class 67029. **(R)**
- 67031 - Rose(s) (15-19 years old). Foliage attached. Exhibit one of the following:
- one rose with blossom 3 ½" diameter or larger.
 - three roses with blossoms under 3 ½" diameter.
- 67032 - Best Exhibit in class 67031. **(R)**
- 67033 - Dahlia(s) (15-19 years old). Foliage attached. Exhibit one of the following:
- one flower with blossom 3 ½" diameter or larger.
 - three flowers with blossoms under 3 ½" diameter.
- 67034 - Best Exhibit in class 67033. **(R)**
- 67035 - Gladiolus (15-19 years old). Spikes without foliage attached.
- 67036 - Best Exhibit in class 67035. **(R)**
- 67037 - Best-of-Show in classes 67028, 67030, 67032, 67034 & 67036. **(TR)**

Department 68 - Horticulture

Section A - Great Pumpkin
(A, B, C premium table = 2)

1. Pumpkin must have been grown by member in his/her own garden plot.
2. No squash may be exhibited in this section.
3. Exhibitor must complete a Great Pumpkin Project Summary Sheet (one page), mount the sheet on an 11" x

14" poster board (available from the St. Joseph County MSU Extension office) and bring it to the project evaluation. Summary sheet will be displayed along with pumpkin.

4. A, B, C grade will be based 50% on project knowledge and 50% on pumpkin produced. Minimum weight to receive an "A" rating is 50 lbs. 1st - 8th place ribbons will be awarded to the eight heaviest pumpkins in order of weight.

Class

6800 - Great Pumpkin - pumpkin grown by exhibitor.

6801 - Best-of-Show in class 6800. **(1st TR, 2nd T)**

Section B - Indoor Gardening (A, B, C premium table = 2)

1. Exhibitor must have grown all plants exhibited.
2. A beginning exhibitor 15 years old or older may exhibit at either the intermediate or advanced level.
3. A plastic or 3-ring binder notebook must accompany exhibit and should contain information on each kind of plant grown, a brief summary of what you have learned in the project and any other indoor gardening information you have collected from newspapers, magazines, gardening centers, etc.
4. Exhibitor must indicate starting point of new notebook information each year.

Class

6802 - Beginner, 8-11 years old - exhibit one of the following:

- a. houseplant exhibited in pot or container.
- b. one herb exhibited in pot or container.
- c. small dish garden or terrarium containing three or more plants.
- d. plant grown from fruit or vegetable top.
- e. flowering plant grown from a bulb or color photo of bloom.

6803 - Best Exhibit in class 6802. **(R)**

6804 - Intermediate, 12-14 years old - exhibit your choice of any two items listed in Class 6802.

6805 - Best Exhibit in class 6804. **(R)**

6806 - Advanced, 15-19 years old - exhibit one of the following:

- a. three or more houseplants exhibited individually.
- b. one large dish garden or terrarium containing five or more plants.
- c. plant grown from "forced" bulb or color photos of growth stages.
- d. bonsai tree grown and shaped by exhibitor.
- e. three or more herbs grown individually or in combination.
- f. plant grown from fruit seed or pit.

6807 - Best Exhibit in class 6806. **(R)**

6808 - Best-of-Show in classes 6803, 6805 & 6807. **(TR)**

6809 - **Life Skills 4-H members only** - houseplant exhibited in pot or another suitable container.

6810 - Best-of-Show in class 6809. **(TR)**

Section C - Vegetable Gardening (A, B, C premium table = 2)

1. Exhibitors should check 4-H Bulletin "Selecting Vegetables for Exhibit" for information on the number of each type of vegetable required for an exhibit, and how to prepare each type of vegetable for exhibit. **Note:** The number of specimens listed for each type of vegetable

applies to both exhibits made on plates and exhibits made in boxes.

2. Exhibitor must have grown vegetables for exhibit.
3. A beginning exhibitor 15 years old or older may exhibit as either intermediate or advanced level gardener.
4. All vegetable gardening exhibits must be accompanied by a plastic or 3-ring binder project notebook which contains the following information: diagram of vegetable garden, completed vegetable garden record form, brief one-page summary of what you have learned in the project this year, and any other information collected. (Contact the St. Joseph County MSU Extension office for a sample diagram and copies of vegetable garden record form and [project guidelines](#).)
5. Notebook must be added to each year. Exhibit must indicate starting point of new information each year.
6. See guidelines for additional notebook requirements.

Class

6811 - Beginner, 8-11 years old - one plate of one variety of one kind of vegetable.

6812 - Best Exhibit in class 6811. **(R)**

6813 - Intermediate, 12-14 years old - three plates, one each of three different kinds of vegetables. Specimens must be of same variety on any one plate.

6814 - Best Exhibit in class 6813. **(R)**

6815 - Advanced, 15-19 years old - one box of at least eight but not over 12 kinds of vegetables grown. Refer to 4-H Bulletin "Selecting Vegetables for Exhibit" for number of each kind of vegetable to exhibit.

6816 - Best Exhibit in class 6815. **(R)**

6817 - Best-of-Show in classes 6812, 6814 & 6816. **(TR)**

6818 - Production and Marketing - open to exhibitors of all ages who raise and sell produce at a home roadside market or through a local market. Exhibit to include plastic or 3-ring binder notebook with production and marketing information, plus one box of one kind of vegetable grown.

6819 - Best Exhibit in class 6818. **(R)**

Department 69 - Sciences

Section A - Animal Science (A, B, C premium table = 2)

Educational Objective: To show knowledge gained throughout Animal Science Project this year.

1. A different exhibit must be made each year.

Class

69001 - Beginner, 8-11 years old: exhibit 11" x 14" sturdy poster showing what you have learned about animal science

69002 - Best-of-Show in class 69001 **(TR)**

69003 - Intermediate, 12-14 years old: exhibit 11" x 14" sturdy poster showing what you have learned about animal science

69004 - Best-of-Show in class 69003 **(TR)**

69005 - Advanced, 15-19 years old: exhibit 11" x 14" sturdy poster showing what you have learned about animal science

69006 - Best-of-Show in class 69005 **(TR)**

Section B - Aquatic Science
(A, B, C premium table = 2)

Educational Objective: To show knowledge gained throughout Aquatic Science Project this year.

1. The 4-H Aquatic Science project uses the home aquarium to introduce science concepts (i.e., math, chemistry, scientific nomenclature, genetics, ecology, taxonomy and physics).
2. Contact the St. Joseph County MSU Extension office for 4-H Aquatic Science member and leader bulletins.
3. Plastic or 3-ring binder notebook must be added to each year. Member must indicate starting point of new information each year.

Class

- 69007 - Exhibit to include plastic or 3-ring binder notebook and a 11" x 14" sturdy poster showing what has been learned about aquatic science.
69008 - Best Exhibit in class 69007. (R)

Section C - Veterinary Science
(A, B, C premium table = 2)

Educational Objective: To show knowledge gained throughout Veterinary Science Project this year.

Class

- 69009 - Exhibitors 8-11 years old: plastic or 3-ring binder notebook and/or poster and/or specimens of scientific study. Poster must be sturdy 11" x 14" or larger
69010 - Best-of-Show in class 69009 (TR)
69011 - Exhibitors 12-14 years old: plastic or 3-ring binder notebook and/or poster and/or specimens of scientific study. Poster must be sturdy 11" x 14" or larger
69012 - Best-of-Show in class 69011 (TR)
69013 - Exhibitors 15-19 years old - plastic or 3-ring binder notebook and/or poster and/or specimens of scientific study. Poster must be sturdy 11" x 14" or larger
69014 - Best-of-Show in class 69013(TR)

Section D - Pocket Pets
(A, B, C premium table = 2)

Educational Objective: To show knowledge gained throughout Pocket Pet Project year.

1. Pocket Pets include any type of small pet not eligible to compete in any other animal department (i.e., hamsters, gerbils, guinea pigs, rats, mice, hedge hogs, reptiles, amphibians, etc.).
2. Exhibit to include notebook showing what was learned about selection, care, feeding, housing and training of one kind of "pocket pet", plus an 11" x 14" sturdy poster containing 3-6 photographs of your pet (including one photograph showing your pet's housing facility).
3. Include your pet's name and age, and kind of "pocket pet" on the poster.
4. Notebook must be added to each year. Member must indicate starting point of new information each year.

Class

- 69015 - Pocket Pets, all exhibitors. Notebook and poster
69016 - Best-of-Show in class 69015 (TR)

Section E - Horse Science
(A, B, C premium table = 2)

Educational Objective: To show knowledge gained throughout Horse Science Project year.

1. All members exhibiting in the 4-H Horse Science class for the first-time, regardless of age or experience in the 4-H Horse/Pony Project, must complete the Year 1 4-H Horse Science Report Form, plus any related class requirements (as listed on the front sheet of the report form). Once the member in question has completed a given year's requirements, he/she will need to progress to the next higher "year level" the next time he/she plans to exhibit in the class, regardless of whether or not there is a "break" in exhibiting in the class year-to-year.
2. Class materials must be exhibited in a three-ring binder.
3. Member's name and age must be listed on the inside of the front notebook cover.
4. The notebook contents must be in the following order:
 - A. The current year 4-H Horse Science Report Form, available for download or printing at www.canr.msu.edu/st_joseph/4-h/4_h_horse_and_pony, plus, any related class requirements, must be displayed first, including the front page of the report form that lists the project requirements.
 - B. The required "Member's Personal 4-H Record" project participation record keeping book (available free of charge at the St. Joseph County MSU Extension office) must be included next.
 - C. All horse science project work completed previously must be included next, with labeled dividers placed between each year's work (i.e., Current year, 1st Year, 2nd Year, 3rd Year, etc.)
 - D. The individual pages of the report form may be placed in plastic page protector sleeves for appearance and long-term protection/storage of your report (especially photographs).
 - E. Creative decoration may be included on the notebook cover if desired.

Class

- 69017 - Horse Science, exhibitors 8-11
69018 - Best-of-Show in class 69017 (TR)
69019 - Horse Science, exhibitors 12-14
69020 - Best-of-Show in class 69019 (TR)
69021 - Horse Science, exhibitors 15-19
69022 - Best-of-Show in class 69021 (TR)

Section F - Goat Science/Husbandry
(A, B, C premium table = 2)

Educational Objective: To show knowledge gained throughout Goat Project year.

Class

- 69023 - Exhibit of member's choice showing what has been learned about any aspect of goat science/husbandry
69024 - Best-of-Show Goat Science/Husbandry (TR)

Section G - Poultry Science
(A, B, C premium table = 2)

Educational Objective: To show knowledge gained throughout Poultry Science Project year.

Class

69025 - Exhibit should show knowledge gained from the study of poultry science, and should consist of plastic or 3-ring binder notebook and 11" x 14" sturdy poster or 3-D exhibit

69026 - Best-of-Show in Poultry Science (TR)

**Section H - Rabbit Science
(A, B, C premium table = 2)**

Educational Objective: To show knowledge gained throughout Rabbit Science Project year.

Class

69027 - Exhibit should show knowledge gained from the study of rabbit science, and should consist of plastic or 3-ring binder notebook and 11" x 14" sturdy poster or 3-D exhibit

69028 - Best-of-Show Rabbit Science (TR)

**Section J - Aerospace
(A, B, C premium table = 2)**

Learning Objective: 4-H Aerospace offers 4-H members opportunities to learn, research and demonstrate knowledge of Aerospace.

1. Exhibits must not be eligible in any other class.
2. A different exhibit must be made each year.
3. Exhibitor should include instructions with exhibit.
4. All rockets must have a launch pad for exhibit.
5. No motors or engines are to be brought to fair.
6. Radio controlled models should be exhibited under Department 69, Section T - Specialty Models.

Class

69029 - Aerospace - exhibit model airplane or rocket constructed by exhibitor (See Rule 3 above)

69030 - Best-of-Show in class 69029 (TR)

**Section K - Computer Science
(A, B, C premium table = 2)**

Learning Objective: 4-H Computer Science offers 4-H members opportunities to learn, research and demonstrate knowledge of Computer Science.

1. Computer hardware may be used, if desired, for demonstration purposes only during project evaluation at fair but may not be displayed as part of the exhibit.

Class

69031 - Computer Science Study - plastic or 3-ring binder notebook and 11" x 14" sturdy poster showing knowledge gained from the study of computer science. Notebook to include definitions of computer terminology relevant to project, and evaluation of software product used

69032 - Best Exhibit in class 69031 (R)

69033 - Computer Programming - develop an exhibit which explains/includes the process used in coding, writing your own computer program, the source code for programming language used and/or the finished application

69034 - Best Exhibit in class 69033 (R)

69035 - Computer Program Applications - develop an exhibit which explains/details your own application of a commercial software program to meet a particular information management/word processing/problem solving need (i.e., livestock herd health records, personal financial statement, etc.)

69036 - Best Exhibit in class 69035 (R)

**Section L - Computer Graphics
(A, B, C premium table = 2)**

Learning Objective: 4-H Computer Graphics offers 4-H members opportunities to learn, research and demonstrate knowledge of Computer Graphics.

1. In this project, 4-H members will use computers and a variety of computer programs to create pieces of art.
2. All final projects must be original pieces of art. Outside components may be used only as part of the final piece, or as an enhancement of it. Example: The exhibited piece can incorporate a famous painting, but a digital recreation of the painting may not be used for the exhibit.
3. Project must be mounted on sturdy poster board (11" x 14") using "cold mount", "dry mount", double-sided tape, spray adhesive, rubber cement, or any other method that will produce a flat mount. Use of stick-on corners is not permitted.
4. The following information must be neatly printed on the back of the poster board: exhibitor's name, date of birth, age as of January 1 of the current year, year in project, club name and program(s) used to create the project.

Class

69037 - Beginning Computer Graphics, 8-11 years old

69038 - Best Exhibit in class 69037 (R)

69039 - Intermediate Computer Graphics, 12-14 years old

69040 - Best Exhibit in class 69039 (R)

69041 - Advanced Computer Graphics, 15-19 years old

69042 - Best Exhibit in class 69041 (R)

69043 - Best-of-Show in classes 69038 69040 & 69042 (TR)

**Section M - Electrical Science
(A, B, C premium table = 2)**

Learning Objective: 4-H Electrical Science offers 4-H members opportunities to learn, research and demonstrate knowledge of Electrical Science.

1. Item(s) must be in working order.
2. Operating instructions should be displayed with exhibit where applicable.

Class

69044 - 8-11 years old (limited to first year exhibitors): "cord board" and 11" x 14" sturdy poster showing knowledge gained about electrical safety. Cord board to include six different types of cord/wire, each labeled as to type, size and recommended use.

69045 - Best-of-Show in class 69044 (TR)

69046 - 8-11 years old (other than first year): exhibit an extension cord or a trouble light made by exhibitor

69047 - Best Exhibit in class 69046 (R)

69048 - 12-14 years old: exhibit a portable shop or yard light, or a piece of electronic equipment assembled by exhibitor.

69049 - Best Exhibit in class 69048 (R)

- 69050 - 15-19 years old: exhibit one of the following:
- A plastic or 3-ring binder notebook outlining a building or room that has been rewired showing details and a "map" of wiring. Use diagrams and photographs to explain project
 - A plastic or 3-ring binder notebook detailing a heating or cooling project that has been worked on by exhibitor. Use diagrams and photographs to explain project
 - Exhibit one **major** electrical piece of equipment that has been rewired/remade by exhibitor

69051 - Best Exhibit in class 69050 (R)

69052 - Best-of-Show in classes 69047, 69049 & 69051 (TR)

Section N - Automobile Engines (A, B, C premium table = 2)

Learning Objective: 4-H Automobile Engines offers 4-H members opportunities to learn, research and demonstrate knowledge of Automobile Engines.

1. Class 69054 may be a team effort if desired. Each exhibitor must make a plastic or 3-ring binder notebook to accompany engine display. Separate entries must be made for each exhibitor.
2. Exhibitor(s) must provide an oil drip pan.

Class

69053 - Automotive Engine Care and Safety: exhibit to include plastic or 3-ring binder notebook explaining/illustrating what has been learned about automotive engine care and safety

69054 - Automotive Engine: exhibit to include engine or portion of engine worked on with parts identified, plus plastic or 3-ring binder notebook explaining/illustrating work performed

69055 - Best Exhibit in classes 69053 & 69054 (R)

Section P - Small Engines (A, B, C premium table = 2)

Learning Objective: 4-H Small Engines offers 4-H members opportunities to learn, research and demonstrate knowledge of Small Engines.

1. Class 69059 may be a team effort if desired. Each exhibitor must make a plastic or 3-ring binder notebook to accompany engine display. Separate entries must be made for each exhibitor.
2. Exhibitor(s) must provide an oil drip pan.
3. Garden tractor engines must be exhibited in class 69059.

Class

69056 - Basics (limited to 1st-year exhibitors only) - exhibit to include a dismantled engine displayed on an appropriate display board/ surface, with parts labeled. Exhibitor must be prepared to explain function of each part.

69057 - Best-of-Show in class 69056 (TR)

69058 - Care and Safety - exhibit to include plastic or 3-ring binder notebook explaining/illustrating what has been learned about small engine care and safety

69059 - Maintenance/Repair - exhibit to include engine worked on with parts identified, plus plastic or 3-ring binder notebook explaining/illustrating work performed. Engine must be displayed in such a way that

it can be started as part of the project evaluation. Dirt bikes or cycle engines may be exhibited. No garden tractors.

69060 - Best-of-Show in classes 69058 & 69059 (TR)

Section Q - Tractor Engines (A, B, C premium table = 2)

1. Class 69062 may be a team effort if desired. Each exhibitor must make a plastic or 3-ring binder notebook to accompany engine display. Separate entries must be made for each exhibitor.
2. Exhibitor(s) must provide an oil drip pan.

Class

69061 - Care and Safety - exhibit to include plastic or 3-ring binder notebook explaining/illustrating what has been learned about tractor engine care and safety.

69062 - Maintenance/Repair - exhibit to include engine worked on with parts identified, plus plastic or 3-ring binder notebook explaining/illustrating work performed. Limited to garden tractors and tractors up to 22 horsepower. Call the St. Joseph County MSU Extension office prior to fair to reserve exhibit space.

69063 - Best-of-Show in classes 69061 & 69062 (TR)

Model Construction (Sections R - U)

1. Exhibit one best model constructed.
2. Exhibitor must bring model instruction sheet and **4-H Model Construction Report Form**, available at www.canr.msu.edu/st_joseph/4-h/4_h_still_projects in a plastic or 3-ring binder notebook.
3. Exhibitor may make one entry in each section.
4. Exhibitor must make a different exhibit each year.

Section R - General Model Construction (No premiums - Ribbons and Trophies Only)

Class

69064 - Beginning Model Construction (8-11 years old)

69065 - Best Exhibit in class 69064 (R)

69066 - Intermediate Model Construction (12-14 years old)

69067 - Best Exhibit in class 69066 (R)

69068 - Advanced Model Construction (15-19 years old)

69069 - Best Exhibit in class 69068 (R)

69070 - Best-of-Show in classes 69065, 69067 & 69069 (TR)

Section S - Snap-Together Models (No premiums - Ribbons and Trophies Only)

1. Snap-together models include Legos, K-Nex, etc.
2. Display to be limited to 2' x 4'.
3. Base of display must be ½" plywood.
4. Display must be secure to base (i.e., hot glue, poster putty, tacky glue, etc.)

Class

69071 - Beginning Snap-Together Model made from Legos (8-11 years old)

69072 - Best Exhibit in class 69071 (R)

69073 - Intermediate Snap-Together Model made from Legos (12-14 years old)

69074 - Best Exhibit in class 69073 (R)

- 69075 - Advanced Snap-Together Model made from Legos (15-19 years old)
- 69076 - Best Exhibit in class 69075 (R)
- 69077 - Beginning Snap-Together Model made from K-Nex kit (8-11 years old)
- 69078 - Best Exhibit in class 69077 (R)
- 69079 - Intermediate Snap-Together Model made from K-Nex kit (12-14 years old)
- 69080 - Best Exhibit in class 69079 (R)
- 69081 - Advanced Snap-Together model made from K-Nex kit (15-19 years old)
- 69082 - Best Exhibit in class 69081 (R)
- 69083 - Best-of-Show in classes 69072, 69074, 69076, 69078, 69080 & 69082 (TR)
- 69084 - Beginning Snap-Together Model made using exhibitor's own original design (8-11 years old).
- 69085 - Best Exhibit in class 69084 (R)
- 69086 - Intermediate Snap-Together Model made using exhibitor's own original design (12-14 years old)
- 69087 - Best Exhibit in class 69086 (R)
- 69088 - Advanced Snap-Together model made using exhibitor's own original design (15-19 years old)
- 69089 - Best Exhibit in class 69088 (R)
- 69090 - Best-of-Show in classes 69085, 69087 & 69089 (TR)

**Section T - Specialty Models
(No premiums - Ribbons and Trophy Only)**

Class

- 69091 - Radio-Controlled Model
- 69092 - Best Exhibit in class 69091 (R)
- 69093 - Handmade Glider/Rubber Band Propelled Airplane
- 69094 - Best Exhibit in class 69093 (R)
- 69095 - Other Specialty Models
- 69096 - Best Exhibit in class 69095 (R)
- 69097 - Best-of-Show in classes 69092, 69094 & 69096 (TR)

**Section U - Diorama (3D Miniature Model)
(No premiums - Ribbons and Trophies Only)**

1. Display to be limited to 4' x 4' square.
2. Plastic or 3-ring notebook to include showing progression from year to year.
3. All base materials (i.e., sand, dirt, mulch, moss, stone, pebbles, etc.) must be secured to board.

Class

- 69098 - Beginning Diorama (8-11 years old)
- 69099 - Best Exhibit in class 69098 (R)
- 69100 - Intermediate Diorama (12-14 years old)
- 69101 - Best Exhibit in class 69100 (R)
- 69102 - Advanced Diorama (15-19 years old)
- 69103 - Best Exhibit in class 69102 (R)
- 69104 - Best-of-Show in classes 69099, 69101 & 69103 (TR)

**Section V – Weather and Climate
(A, B, C premium table = 2)**

1. See **4-H Weather Project Guidelines** at www.canr.msu.edu/st_joseph/4-h/4_h_still_projects for specific plastic or 3-ring binder notebook requirements for each year of the Weather project. The notebook must be added to each year, using a new topic with each year's information separated by a tabbed divider.

Class

- 69105 - Exhibit to include plastic or 3-ring binder notebook showing what has been learned, 8-11 years old
- 69106 - Best Exhibit in class 69105 (R)
- 69107 - Exhibit to include plastic or 3-ring binder notebook showing what has been learned, 12-14 years old
- 69108 - Best Exhibit in class 69107 (R)
- 69109 - Exhibit to include plastic or 3-ring binder notebook showing what has been learned, 15-19 years old
- 69110 - Best Exhibit in class 69109 (R)

Robotics (Sections W - Z)

1. Guideline can be views/downloaded at: www.canr.msu.edu/st_joseph/4-h/4_h_still_projects

**Section W - Robotics Log Notebook
(No premiums - Ribbons and Trophy Only)**

1. Notebook showing the development or progression of knowledge and experienced gained through the course of the project year. Title sheet, table of contents and summary page are followed by records arranged chronologically or by category. May contain photos, notes, diagrams, meeting minutes, research, articles, flat examples of work accomplished, certificates, instructions, etc. See Robotics 69 W Project Guidelines. Multiple years in a binder must have a divider with a dated tab dividing each year's log from the other years.

Class

- 69111- Robotics Log (ages 8-11)
- 69112 - Best Exhibit in class 69111 (R)
- 69113 - Robotics Log (ages 12-14)
- 69114 - Best Exhibit in class 69113 (R)
- 69115 - Robotics Log (ages 15-19)
- 69116 - Best Exhibit in class 69115 (R)
- 69117 - Best of Show in 69112, 69114 & 69116 (TR)

**Section X - Individual Robotics
(No premiums - Ribbons and Trophy Only)**

1. All classes in Section X must include a notebook about a Robotic project worked on during the current program year. You may choose to accompany the notebook with either a display Robot or an informative 11" x 14" poster. See Robotics - Individual Project Guidelines www.canr.msu.edu/st_joseph/4-h/4_h_still_projects. Project may be one worked on with a team, but notebook report and robot or poster submission should reflect the individual's experience, not the teams. To submit a team display or a robot built by a team, see Section Y.

Class

- 69118 - Robotics Project with Poster or Robot (8-11 years old)
- 69119 - Best Exhibit in class 69118 (R)
- 69120 - Robotics Project with Poster or Robot (12-14 years old)
- 69121 - Best Exhibit in class 69120 (R)
- 69122 - Robotics Project with Poster or Robot (15-19 years old)
- 69123 - Best Exhibit in class 69122 (R)
- 69124 - Best of Show in classes 69119, 69121 & 69123 (TR)

Section Y - Team Robotics
(No premiums - Ribbons and Trophy Only)

1. An exhibitor in any of the Robotics sections W, X or Z may also submit a project in Section Y as part of a team.
2. All team members must contribute to one notebook.
3. All team members must be present at judging. **Attention:** Failure to meet this requirement will result in lowering of A, B, C rating by one full letter grade.

Class

69125 - Team Project notebook with report plus either display Robot or display poster. Focus on team dynamics in completing the project. See Robotics Team Project Guidelines.

69126 - Best Exhibit in class 69125 **(R)**

Section Z - Robotic Study
(No premiums - Ribbons and Trophy Only)

1. Report and poster focusing on one aspect of Robotics studied during the project year. Cannot be a school project. May be an in-depth report on an application, a technology, a manufacturer, a useful skill, various solutions to a particular engineering problem, etc. Report must be secured in a binder with a title page which should include Name, 4-H age and class entered.

Class

69127 - Robotics Study (8-11 years old)

69128 - Best Exhibit in class 69127 **(R)**

69129 - Robotics Study (12-14 years old)

69130 - Best Exhibit in class 69129 **(R)**

69131 - Robotics Study (15-19 years old)

69132 - Best Exhibit in class 69131 **(R)**

69133 - Best of Show in 69128, 69130 & 69132 **(TR)**

Department 70 - Natural Resources

Learning Objective: Natural Resources offers 4-H members opportunities to learn, research and demonstrate knowledge of natural resources. Youth will learn how natural resources interrelate with each other, the environment, and people.

Section A - Beekeeping
(A, B, C premium table = 2)

Class

7000 - Apiary Science - plastic or 3-ring binder notebook and 11" x 14" poster or plastic or 3-ring binder notebook and 3-D exhibit showing what has been learned about the science of beekeeping.

7001 - Best Exhibit in class 7000. **(R)**

7002 - Beehive Display - beehive display that identifies the parts of a working beehive. Poster (any size) must accompany beehive, and must identify types of bees plus work responsibilities of each.

7003 - Best Exhibit in class 7002. **(R)**

7004 - Packaged Honey - strained or comb honey packaged appropriately in an 8 oz. to 16 oz. format. Poster (any size) must accompany the honey and cover a single aspect of working with honey. Poster topics to consider include honey sources, processing, storage, uses, etc.

7005 - Best Exhibit in class 7004. **(R)**

7006 - Best-of-Show in 7001, 7003 & 7005. **(TR)**

Section B - Birds
(A, B, C premium table = 2)

1. To download the **4-H Bird Study Sheet** visit www.canr.msu.edu/st_joseph/4-h/4_h_still_projects
2. A new project must be made every year.

Class

7007 - Bird House - bird house constructed by member, plus poster 11" x 14" which explains the desired overall house size, entrance size/location and house placement to attract the type of bird the house is designed for.

7008 - Bird Feeder - bird feeder constructed by member, plus poster 11" x 14" which explains what type(s) of bird(s) the feeder is intended to attract, type of feed that will be used and intended location of feeder.

7009 - Kinds of Birds - Level I - plastic or 3-ring binder notebook containing "Bird Study Sheets" for at least 15 different types of birds. See Rule 1.

7010 - Kinds of Birds - Level II - plastic or 3-ring binder notebook containing "Bird Study Sheets" for at least 15 additional types of birds above and beyond those studied at Level I. See Rule 1.

7011 - Advanced Avian Study - plastic or 3-ring binder notebook containing study of bird behavior, bird ecology and improving the environment for a specific type of bird.

7012 - "Bring Back the Bluebird" Project - plastic or 3-ring binder notebook and 11" x 14" poster or plastic or 3-ring binder notebook and appropriate exhibit/display which shows what the exhibitor has learned about the environmental factors which have caused a decrease in the population of Bluebirds in Michigan, and steps that can be taken to increase their numbers. Be sure to include information on the Bluebird's feeding, housing, and migratory requirements in the notebook.

7013 - Best-of-Show in Birds. **(TR)**

Section C - Conservation of Natural Resources
(A, B, C premium table = 2)

1. A plastic or 3-ring binder notebook and display about what has been learned about conserving a natural resource (i.e., water, soil, forests, wildlife, wildflowers, etc.). Must be a different project each year.

Class

7014 - Exhibitor 8-11 years old. Exhibit a plastic or 3-ring binder notebook and 11" x 14" flat poster showing what has been learned about conserving a natural resource

7015 - Best Exhibit in class 7014 **(R)**

7016 - Exhibitor 12-14 years old. Exhibit a plastic or 3-ring binder notebook and 11" x 14" 3-D poster showing what has been learned about conserving a natural resource

7017 - Best Exhibit in class 7016 **(R)**

7018 - Exhibitor 15-19 years old. Exhibit a plastic or 3-ring binder notebook and 11" x 14" 3-D poster showing what has been learned about conserving a natural resource

7019 - Best Exhibit in class 7018 **(R)**

Section D - 3R's Creative Conservation
(A, B, C premium table = 2)

1. Create a project that emphasizes reducing the need, reusing a material or recycling materials. Fill out a **Creative Conservation Report** (available online at www.canr.msu.edu/st_joseph/4-h/4_h_still_projects) and submit it along with the project. Project may be a creative display of materials or a poster describing the project completed at a remote location.

Class

- 7020 - Beginning 3R's Conservation (8-11 years old)
7021 - Best Exhibit in class 7020 **(R)**
7022 - Intermediate 3R's Conservation (12-14 years old)
7023 - Best Exhibit in class 7022 **(R)**
7024 - Advanced 3R's Conservation (15-19 years old)
7025 - Best Exhibit in class 7024 **(R)**

Section E - Recyclable Art
(A, B, C premium table = 2)

1. Complete the Recyclable Art Report Form available at www.canr.msu.edu/st_joseph/4-h/4_h_still_projects. Additional information may be added to a plastic or 3-ring binder notebook.
2. Project must be made with materials that can be recycled.

Class

- 7026 - Recyclable Art (8-11 years old)
7027 - Best Exhibit in class 7026 **(R)**
7028 - Recyclable Art (12-14 years old)
7029 - Best Exhibit in class 7028 **(R)**
7030 - Recyclable Art (15-19 years old)
7031 - Best Exhibit in class 7030 **(R)**
7032 - Best-of-Show in classes 7027, 7029 & 7031 **(PR)**

Section F - Entomology
(A, B, C premium table = 2)

1. Exhibitor must make a different exhibit each year.
2. Exhibit must be displayed in a glass covered display cases. Display case (18" x 24" x 3½") may be purchased or homemade.

Class

- 7033 - Level I - collection of 20 adults, labeled insects representing at least 8 different orders.
7034 - Best Exhibit in class 7033. **(R)**
7035 - Level II - collection of 40 adults, labeled insects representing at least 11 different orders (including those already collected in previous level).
7036 - Best Exhibit in class 7035. **(R)**
7037 - Level III - collection of 60 adults, labeled insects representing at least 14 different orders (including those already collected in previous level).
7038 - Best Exhibit in class 7037. **(R)**
7039 - Level IV - collection of 100 adults, labeled insects representing at least 16 different orders (including those already collected in previous level).
7040 - Best Exhibit in class 7039. **(R)**
7041 - Best-of-Show in classes 7034, 7036, 7038 & 7040. **(TR)**
7042 - Level V - collection of 175 adults, labeled insects representing at least 16 different orders (including those already collected in previous level).
7043 - Best Exhibit in class 7042. **(R)**

- 7044 - Level VI - collection of 225 adults, labeled insects representing at least 16 different orders (including those already collected in previous level).
7045 - Best Exhibit in class 7044. **(R)**
7046 - Level VII - collection of 300 adults, labeled insects representing at least 16 different orders (including those already collected in previous level).
7047 - Best Exhibit in class 7046. **(R)**
7048 - Level VIII - collection of 350 adults, labeled insects representing at least 18 different orders (including those already collected in previous level).
7049 - Best Exhibit in class 7048. **(R)**
7050 - Best-of-Show in classes 7043, 7045, 7047 & 7049. **(TR)**

Section G - Entomology No Kill
(A, B, C premium table = 2)

1. Exhibitor must make a different exhibit each year.
2. Exhibitors must collect information on insects and fill out information sheet to include the following: A picture of the insect, common name, Latin name, order, description, habitat, food, life cycle and any other additional comments. Must be displayed in a 3-ring binder.

Class

- 7051 - Entomology I - collect information and pictures of 20 adult insects representing 8 different orders.
7052 - Best Exhibit in class 7051. **(R)**
7053 - Entomology II - collect information and pictures of 40 adult insects representing 14 different orders. (Including those already collected in previous level).
7054 - Best Exhibit in class 7053. **(R)**
7055 - Entomology III - collect information and pictures of 60 adult insects representing 16 different orders. (Including those already collected in previous level).
7056 - Best Exhibit in class 7055. **(R)**

Section H - Fish
(A, B, C premium table = 2)

Class

- 7057 - Kinds of Fish I - plastic or 3-ring binder notebook showing what has been learned about the habitat, food sources and feeding habits of at least six common fish.
7058 - Kinds of Fish II - plastic or 3-ring binder notebook showing what has been learned about the habitat, food sources and feeding habits of at least six additional types of fish above and beyond those studied in Kinds of Fish I.
7059 - Fish Habitat Management - exhibit of member's choice showing what has been learned about the principles of fish habitat management.
7060 - Best Exhibit in Fish. **(R)**

Section J - Forestry
(A, B, C premium table = 2)

Class

- 7061 - Tree Identification - collection of leaf, seed and bark samples taken from at least 10 different types of trees.
7062 - Tree Planting/Management - exhibit showing what has been learned about how to plant and care for trees (i.e., best time of year to plant, soil preparation, spacing, fertilization, spraying, trimming, thinning, etc.).

- 7063 - Forest Management - exhibit two forestry measurement tools made by exhibitor (i.e., tree calipers, hypsometer and tally, Biltmore Stick, basal area gauge, etc.) and poster(s) explaining use of tools.
- 7064 - Advanced Forest Management - exhibit showing some aspect of forestry science/technology.
- 7065 - Best Exhibit in Forestry. (R)

Section K - Mammals
(A, B, C premium table = 2)

Class

- 7066 - Kinds of Mammals - plastic/3-ring binder notebook containing information on the distribution, habitat, food sources, feeding habits, social behaviors, etc. of wild, non-domestic animals studied.
- 7067 - Best Exhibit in Mammals. (R)

Section L - Rocks & Minerals
(A, B, C premium table = 2)

1. Study sheets are available for download and printing at www.canr.msu.edu/st_joseph/4-h/4_h_still_projects

Class

- 7068 - Level I - collection, including "Study Sheets", of at least 20 specimens.
- 7069 - Level II - collection, including "Study Sheets", of 20 additional specimens beyond those studied in Rocks & Minerals I, 10 of which are from states other than Michigan.
- 7070 - Level III - collection of samples of raw minerals, plus report on product(s) produced from each mineral. Exhibit to include study of at least six different minerals.
- 7071 - Advanced - collection of samples of raw Michigan minerals, plus report on what has been learned about the uses and importance of each to Michigan's economy.
- 7072 - Best-of-Show in Rocks & Minerals. (TR)

Section M - Taxidermy
(A, B, C premium table = 2)

Class

- 7073 - Completed **fish specimen** ready to be displayed.
- 7074 - Best Exhibit in class 7073. (R)
- 7075 - Completed **bird specimen** ready to be displayed.
- 7076 - Best Exhibit in class 7075. (R)
- 7077 - Completed **mammal specimen** ready to be displayed.
- 7078 - Best Exhibit in class 7077. (R)
- 7079 - Completed **reptile specimen** ready to be displayed.
- 7080 - Best Exhibit in class 7079. (R)
- 7081 - Best-of-Show Taxidermy. (TR)

Section N - Wildflowers
(A, B, C premium table = 2)

1. Wildflower project "study sheet" is available at www.canr.msu.edu/st_joseph/4-h/4_h_still_projects

Class

- 7082 - Wildflowers I (8-13 years old) - mounted wild-flowers from three different habitats in a 3-D exhibit box and "study sheets" for 20 different wildflowers in a plastic or 3-ring binder notebook.
- 7083 - Best Exhibit in class 7082. (R)

- 7084 - Wildflowers I (14-19 years old) - mounted wildflowers from three different habitats in a 3-D exhibit box and "study sheets" in a plastic or 3-ring binder notebook for 20 different wildflowers.

- 7085 - Best Exhibit in class 7084. (R)

- 7086 - Wildflowers II (8-13 years old) - "study sheets" in a plastic or 3-ring binder notebook for 25 additional wildflowers and 3-D exhibit box showing parts of a complete flower.

- 7087 - Best Exhibit in class 7086. (R)

- 7088 - Wildflowers II (14-19 years old) - "study sheets" in a plastic or 3-ring binder notebook for 25 additional wildflowers and 3-D exhibit box showing parts of a complete flower.

- 7089 - Best Exhibit in class 7088. (R)

- 7090 - Wildflowers III - pressed collection of 15 complete plants with roots, with examples of the following: two specimens showing each of 3 different types of leaves, 2 specimens showing each of 3 kinds of leaf arrangements and 3 specimens showing different types of flower inflorescence. Identification of each example required.

- 7091 - Best Exhibit in class 7090. (R)

- 7092 - Advanced Wildflowers - plastic or 3-ring binder notebook of special project completed. Must be pre-approved by 4-H program coordinator.

- 7093 - Best Exhibit in class 7092. (R)

- 7094 - Best-of-Show in classes 7083, 7085, 7087, 7089, 7091 & 7093. (TR)

Department 71 - Organizations

Section A - Herdsmanship

Educational Objective: To gain and show responsibility and teamwork with clubs.

1. To be awarded to the club keeping their animal exhibits and surroundings in the cleanest and most attractive condition Monday - Saturday of fair week.
2. All animals exhibited by a club to be considered.
3. Club must have at least five (5) members exhibiting in that species department to be considered.
4. Judging will be done two (2) times per day Monday, September 16 through Friday, September 20, 2024, and one (1) time on Saturday, September 21, 2024.
Exception: No judging on sale day.
5. Horses are judged a.m. and p.m., every day since they show most days.
6. Clubs receiving 1st place will have their club's name placed on special Herdsmanship plaques.
7. The following items will be taken into consideration when determining herdsmanhip scores:
 - a. Overall appearance of club/chapter exhibit(s) (by species), including cleanliness of each pen/stall in each exhibit.
 - b. Condition of animals.
 - c. Cleanliness of barn walkways, including whether they are kept clear and unobstructed so as not to affect the easy flow of "people traffic" through the building.
 - d. Storage of tack boxes, forks, brooms, feed, grooming supplies, buckets, etc. in a neat, well-organized manner.

- e. Posting of "Market Livestock Exhibitor Identification" sign (available from 4-H Livestock Superintendents.)
8. **Note:** Premiums will be paid to top two clubs in classes 7100 - 7102 and top three clubs in classes 7103 - 7105.

Class

- 7100 - Small Horse Clubs. (A, B, C premium table = 7a)
 7102 - Large Horse Clubs. (A, B, C premium table = 12a)
 7103 - Small Livestock Clubs. (A, B, C premium table = 7a)
 7104 - Medium Livestock Clubs. (A, B, C premium table = 10)
 7105 - Large Livestock Clubs. (A, B, C premium table = 12a)

Section B - 4-H Club Banner (No premiums in any of these classes)

Learning Objective: Offer 4-H members opportunities to work together to design a plan for completing a group project.

1. Club banners must be 60"x30", and may be displayed with either dimension being the vertical dimension.
2. Banner must be securely attached to a rod/pole for display purposes. Must also have "loops" (cord or other sturdy material as desired) at each end of pole/rod for use in hanging banner on wall.
3. A given club may make 2 entries, one club and one cloverbud in this section.
4. Banner must have clear protective covering for yearly storage.

Class

- 7106 - 4-H Club Banner - new banner.
 7107 - Best-of-Show in class 7106. (Gift Certificate, R)
 7108 - 4-H Club Banner - previously shown banner.
 7109 - 4-H Cloverbud Banner - new banner.
 7110 - Best-of-Show in class 7109. (Gift Certificate, R)
 7111 - 4-H Cloverbud Banner - previously shown banner.
 7112 - Historical 4-H Club or Cloverbud Banner - retired banner.

Section C - 4-H Club Display (Placing premium table = 102)

Learning Objective: Offer members opportunities to work together to design a plan for completing a group project.

1. Each club will have a 4' x 4' footprint space.
2. The display does not need to include the previous requirement of the post and base but can if the club chooses to.
3. Display must be free standing.
4. Check In and Set up of the display will be Saturday, September 14, 2024, 5:00 - 7:30 p.m.
5. **2024 theme is: "Seasons to Celebrate"**
6. Be creative and think outside the "box"!

Class

- 7113 - 4-H Club Display.

Section D - 4-H Promotional Display (A, B, C, premium table = 7a)

Learning Objective: 4-H Promotional Display offers 4-H members opportunities to work together or independently to design a plan for completing a promotional display.

1. The purpose of the 4-H Promotional Display project is to promote interest in a given 4-H club, project, event or activity.
2. Personal promotion of a given 4-H member(s) (i.e., depiction of personal accomplishments) is inappropriate and will result in disqualification of the exhibit.
3. Open to 4-H clubs and individual 4-H members.
4. If exhibit is a 4-H club display, premium will be issued to the club.
5. The display area dimensions are as follows: Peg-board wall display area 5' wide x 8'. The display may occupy a floor area 5' x 5'.
6. Promotional display may not be used in place of an exhibit in a particular project.
7. Promotional display space must be reserved by September 1, 2024.

Class

- 7114 - 4-H Promotional Display.
 7115 - Best-of-Show in class 7114.
 (\$10 National 4-H Supply Gift Certificate, R)

Department 72 - Educational Projects

Section A - Career Exploration (A, B, C premium table = 2)

Learning Objective: 4-H Career Exploration offers 4-H members opportunities to learn about themselves, and their interests, abilities, and aptitudes. They also can learn more about the world of work, and have opportunities to consider their interests and aptitudes in relation to available careers.

Class

- 72000 - Career Exploration - plastic or 3-ring binder notebook including pictures and poster 11" x 14" showing what has been learned about a particular career (i.e., training needed, position availability, responsibilities, advantages, disadvantages, etc.).
 72001 - Best Exhibit in class 72000. (R)

Section B - Personal Appearance (A, B, C premium table = 2)

Learning Objective: Personal Appearance offers 4-H members opportunities to learn about desirable personal health practices and attitudes, appearance, and clothing care.

1. Exhibitors must choose a different topic and make a different exhibit each year.

Class

- 72002 - Beginning Personal Appearance (1st and 2nd year exhibitors): 3-D exhibit showing desirable personal health practices and attitudes, development of a neat and attractive appearance, clothing care, etc.
 72003 - Best Exhibit in class 72002. (R)
 72004 - Advanced Personal Appearance (3rd year or higher): same requirements as Class 72002.
 72005 - Best Exhibit in class 72004. (R)
 72006 - Best-of-Show in classes 72003 & 72005. (TR)

Section C - Coin Collections (No Premiums - Ribbons & Trophy Only)

1. Exhibit must not be eligible in any other class.
2. Collection must be added to each year in order to show growth in the project. Exhibitor must label or identify coins that were added to the exhibit during the current project year.
3. Items must be stable and secure in display.
4. A project (plastic or 3-ring) notebook must accompany all coin collections. The notebook must be added to each year, and must contain the following items for the current project year:
 - **Collections Project Summary Sheet** (available at www.canr.msu.edu/st_joseph/4-h/4_h_still_projects).
 - Any additional information you would like to include about collecting coins (i.e., information on where to purchase, cost, how to research availability of item, etc.) may be added to notebook.

Class

72007 - Coin collection and notebook.

72008 - Best-of-Show in class 72007. (TR)

Section D - Stamp Collections (No Premiums - Ribbons & Trophy Only)

1. Collection album must be added to each year in order to show growth in the project. Exhibitor must label or identify stamps that were added to the exhibit during the current project year.
2. Fifth-year and more advanced exhibitors are required to exhibit separate Topical Collections. Each Topical Collection to be kept in its own three-ring binder.
3. Items must be stable and secure in display.
4. A project notebook must accompany all stamp collections. The notebook must be added to each year, and must contain the following items for the current project year:
 - **Collections Project Summary Sheet** (available at www.canr.msu.edu/st_joseph/4-h/4_h_still_projects).
 - Stamp Collection study assignments as listed in the **4-H Stamp Collection Project Guidelines**.

Class

72009 - First-Year Stamp Collecting: stamp album and notebook.

72010 - Second-Year Stamp Collecting - stamp album and notebook.

72011 - Best Exhibit in classes 72009 & 72010. (R)

72012 - Third-Year Stamp Collecting - stamp album and notebook.

72013 - Fourth-Year Stamp Collecting - stamp album and notebook.

72014 - Best Exhibit in classes 72012 & 72013. (R)

72015 - Fifth-Year Stamp Collecting - topical stamp collection and notebook.

72016 - Advanced Stamp Collecting - topical stamp collection and notebook.

72017 - Best Exhibit in classes 72015 & 72016. (R)

72018 - Best-of-Show in classes 72011, 72014 & 72017. (TR)

Section E - Other Collections (No Premiums - Ribbons & Trophy Only)

1. Exhibit must not be eligible in any other class.
2. Collection must be added to each year in order to show growth in the project. Exhibitor must label or identify

collected items that were added to the exhibit during the current project year.

3. No weapons of any kind (guns, knives, etc.), ammunition/related items, matches, lighters, alcoholic beverage cans/bottles/promotional items, may be exhibited as Other Collections project exhibits.
4. A project (plastic or 3-ring) notebook must accompany all collections. The notebook must be added to each year, and must contain the following items:
 - **Collections Project Summary Sheet** (available at www.canr.msu.edu/st_joseph/4-h/4_h_still_projects).
 - Any additional information about collecting and displaying your particular item of interest (i.e., information on where to purchase, how to research availability of item, cost, etc.) may be added to notebook.
5. Collections to be hung on the wall should have one continuous wire securely attached across the back.
6. Members may be asked to leave only a sample of project due to space limitations or for security reasons.
7. Items must be stable and secure in display.

Class

72019 - Sports Card Collection - all ages.

72020 - Best Exhibit in class 72019. (R)

72021 - Other Card Collections - all ages.

72022 - Best Exhibit in class 72021. (R)

72023 - Best-of-Show in classes 72020 & 72022. (TR)

72024 - All Other Collections - 8-13 years old.

72025 - Best Exhibit in class 72024. (R)

72026 - All Other Collections - 14-19 years old.

72027 - Best Exhibit in class 72026. (R)

72028 - Best-of-Show in classes 72025 & 72027. (TR)

Section F - Creative and Illustrated Writing (A, B, C premium table = 2)

Learning Objective: Creative Writing offers 4-H members opportunities to learn to write original works of fiction, nonfiction or poetry.

1. Completed Creative Writing and Illustrated Writing project exhibit **must be submitted** to the St. Joseph County MSU Extension office by **Wednesday, August 28, 2024**.
2. The Creative Writing project judge will read each exhibitor's writings prior to the fair and complete an evaluation form regarding each project. The exhibitor must meet with the judge to discuss their writings during 4-H Still Project Evaluation.
3. Exhibited writing for any age may be fiction, nonfiction or poetry.
4. Visit the St. Joseph County MSU Extension website at www.canr.msu.edu/st_joseph/4-h/4_h_still_projects to download a copy of the **4-H Creative Writing Project Guidelines**, which includes a list of "Suggested Writings".
5. Creative Writing class writings must be typed on plain white paper. No colored and/or designer stationary allowed. Writings prepared using special paper/illustrations/creative effects must be exhibited under Illustrated Writing.
6. Exhibitor may exhibit in their choice of age-level appropriate Creative Writing class, or Illustrated Writing class (all ages), or both.
7. Writings done for school projects are ineligible.
8. Creative Writing age-specific class exhibits will consist of the required number of writings for age group, with exhibitor's one best writing exhibited on 11" x 14" poster board, and remaining writings exhibited in a 3-ring binder

which should include previous years writing organized by year and clearly marked. Both the poster board and the notebook must be labeled with member's name, age as of January 1 and club name. Poster board is available at the MSU Extension office.

Class

- 72029 - Creative Writing (8-11 years old) - exhibit to include three writings of at least two different types of writings selected from "Suggested Writings" list.
- 72030 - Best Exhibit in class 72029. **(R)**
- 72031 - Creative Writing (12-14 years old) - exhibit to include four writings of at least two different types of writings selected from "Suggested Writings" list.
- 72032 - Best Exhibit in class 72031 **(R)**
- 72033 - Creative Writing (15-19 years old) - exhibit to include four writings of at least two different types of writings selected from "Suggested Writings" list (see Rule 3), or one major writing of 10 or more pages selected and should be placed in a notebook, not on poster board as is required for "group of four" writings.). All writings must be typed. Prose must be double-spaced. Line spacing on poetry is at member's discretion.
- 72034 - Best Exhibit in class 72033 **(R)**
- 72035 - Best-of-Show in classes 72030, 72032, & 72034 **(TR)**
- 72036 - Illustrated Writing (all ages) - exhibit one writing, any type, which has been illustrated in a creative fashion to enhance the impact of the writing, with the emphasis to be placed on the writing. Method of display of illustrated writing is at the exhibitor's discretion, and is open to creativity. (Cartooning to be exhibited in Cartooning Department.)
- 72037 - Best-of-Show in class 72036 **(TR)**

Section G- Self-Determined Project (A, B, C premium table = 2)

Learning Objective: 4-H Self Determined Project offers 4-H members opportunities to explore and experience other project areas.

1. Open to 4-H members with a new/different project interest not included elsewhere in 4-H/FFA and Other Youth Fair Premium Book **with approval of 4-H Program Coordinator.**
2. Exhibit must have been made specifically as a 4-H/ FFA project; school projects are ineligible.

Class

- 72038 - Educational exhibit of member's choice which shows what has been learned through independent study/work in the area of interest.
- 72039 - Best Exhibit in class 72038 **(R)**

Section H - Emergency Preparedness (A, B, C premium table = 2)

Learning Objective: 4-H Emergency Preparedness offers 4-H members opportunities to explore the science of being ready for emergencies.

Class

- 72040 - Plastic or 3-ring binder notebook showing skills and protective measures needed to cope with emergencies or disasters.
- 72041 - Best Exhibit in Emergency Preparedness. **(R)**

Section J - Fire Prevention (A, B, C premium table = 2)

Learning Objective: 4-H Fire Prevention offers 4-H members opportunities to explore and display the science of Fire Prevention.

Class

- 72042 - Fire Prevention - poster 11" x 14" and a plastic or 3-ring binder notebook showing how to recognize and correct fire hazards.
- 72043 - Consumer Fire Home Equipment - plastic or 3-ring binder notebook (i.e., detectors, fire ladders, differences of fire extinguishers, sprinkler systems) and their uses.
- 72044 - Best-of-Show in Fire Prevention. **(TR)**

Section K - First Aid (A, B, C premium table = 2)

Learning Objective: 4-H First Aid offers 4-H members opportunities to learn to put together a proper First Aid kit and be ready to treat simple emergencies.

1. The 4-H First Aid Project is divided into four "learning levels". First-year exhibitor must start at Level I.
2. Exhibitor must be prepared to explain and demonstrate what he/she has learned at each level.

Class

- 72045 - Level I - prepare and exhibit a basic first aid kit (see **4-H First Aid Project Guidelines** for required basic items that must be included in kit). Container must be weatherproof. Learn why each item is important to include in the kit, and be prepared to explain and demonstrate the use of each item.
- 72046 - Best-of-Show in class 72045 **(TR)**
- 72047 - Level II - prepare a first aid index card file or a plastic or 3-ring binder notebook containing information/rules/procedures you have learned regarding management of emergencies specified in First Aid Project Guidelines.
- 72048 - Best Exhibit in class 72047 **(R)**
- 72049 - Level III - member must have attended a CPR (Cardiopulmonary Resuscitation) workshop given by a certified instructor. Fair exhibit must include a notebook and poster containing information on what has been learned about CPR.
- 72050 - Best Exhibit in class 72049 **(R)**
- 72051 - Level IV - advanced first aid project. Member to develop own exhibit which shows what has been learned about a specific area of first aid (i.e., specific first aid procedure, importance of first aid education for families, exploration of careers related to first aid/emergency health care, etc.). Member may exhibit at this level more than one time, but must make new exhibit each year.
- 72052 - Best Exhibit in class 72051 **(R)**
- 72053 - Best-of-Show in classes 72048, 72050 & 72052 **(TR)**

Section L - Health (A, B, C premium table = 2)

Learning Objective: 4-H Health offers 4-H member's opportunities to learn about proper health as outlined in the current USDA standards.

Class

- 72054 - Plastic/3-ring binder notebook showing what has been learned about establishing good health habits such as eating nutritious meals/snacks, getting plenty of sleep, exercising on a routine basis, etc., plus 11" x 14" poster showing one healthy habit/practice.
- 72055 - Best Exhibit in Health. (R)

Section M - Physical Fitness
(A, B, C premium table = 2)

Learning Objective: 4-H Physical Fitness offers 4-H members opportunities to learn about proper physical fitness.

Class

- 72056 - Poster 11" x 14" and/or plastic or 3-ring binder notebook showing what has been learned about a particular type of physical fitness program.
- 72057 - Best Exhibit in class 72056 (R)

Section N - Safety
(A, B, C premium table = 2)

Learning Objective: 4-H Safety offers 4-H members opportunities to learn to develop safe and effective sports, farm, and home habits.

Class

- 72058 - Poster 11" x 14" and/or plastic or 3-ring binder notebook showing how to recognize and/or remove safety hazards and hazardous practices in the home, on the farm, etc.
- 72059 - Best Exhibit in class 72058 (R)

Section P - Substance Abuse Prevention
(A, B, C premium table = 2)

Learning Objective: 4-H Substance Abuse Prevention offers 4-H members opportunities to learn to stay healthy by avoiding substance abuse and studying what effects substance abuse can have on the body.

Class

- 72060 - Plastic or 3-ring binder notebook showing what has been learned about the effects of substance abuse (i.e., drugs, alcohol, etc.) on the health of an individual, plus 11" x 14" poster regarding one aspect of substance abuse prevention.
- 72061 - Best Exhibit in class 72060 (R)

Section Q - Child Care
(A, B, C premium table = 2)

Learning Objective: 4-H Child Care offers 4-H members opportunities to demonstrate child care and child development.

Class

- 72062 - Completed "The Toddler" or "The Preschooler" child care study guide, plus poster 11" x 14" showing what has been learned about child care at the particular child development level studied.
- 72063 - Babysitter's kit.
- 72064 - Children's toys made by exhibitor.
- 72065 - Attend a Red Cross babysitters' class and present a plastic/3-ring binder notebook on knowledge learned.

- 72066 - Stuffed Toy(s) - article(s) made. Must be finished and ready to use.

72067 - Best-of-Show in Child Care. (TR)

Section R - Family Life
(A, B, C premium table = 2)

Learning Objective: 4-H Family Life offers 4-H members opportunities to learn about particular family relationships and demonstrate what they have learned.

Class

- 72068 - Living in a Family - completed "Living in a Family" family life study guide, plus 11" x 14" poster showing what has been learned about living and working cooperatively as a family.
- 72069 - Special Relationships - poster 11" x 14" showing what you have learned about a particular special family relationship (i.e., father/daughter, mother/son, grandchild/ grandparent, etc.).
- 72070 - Best Exhibit in Family Life. (R)

Section S - Genealogy
(A, B, C premium table = 2)

Learning Objective: 4-H Genealogy offers 4-H members opportunities to investigate and demonstrate their family genealogy.

1. Exhibit must include a Genealogy Project Notebook (3-ring binder). Plastic "sheet protectors" are recommended, but not required, for covering each sheet included in the notebook. When adding a new piece of data to the Genealogy project, it should be placed appropriately with the family member that it represents.
2. "Data" can include a variety of types: photos (including caption), documents verifying an event in a family member's life (certificate of birth or death, marriage certificate, obituary, etc.), newspaper article, or details of a member's life documented through an interview with family member.
3. Members must complete class 72071 prior to classes 72073, 72075, and 72077. After completion of class 72071, classes can be taken in any order, but the notebook from class 72071 should be updated and included with the other classes each year.
4. Resources and documents to aid in the Genealogy project are available for download/viewing at: www.canr.msu.edu/st_joseph/4-h/4_h_still_projects or at the MSU Extension office.

Class

- 72071 - Notebook showing generations one through three (going back in time) of member's own family. Notebook must include a "family group sheet" for each family and a "person sheet" for each person including a given family.
- 72072 - Best Exhibit in class 72071 (R)
- 72073 - Member enhances existing Genealogy notebook with at least one new family, either directly or collaterally related to the member, including a "family group sheet" and "person sheet" for members of the new family. At least 20 pieces of "data" must be added to any family member in the notebook, clearly identifies with sticky notes, and/or logged on a data research log for judges' review.
- 72074 - Best Exhibit in class 72073 (R)

72075 - Genealogy Poster Project: Member must create a poster showing at least 3 generations of the family tree. Poster can be created using direct relatives or collateral relatives. Member should be able to describe how he/she is related to each person on the poster. Poster may be any size, should be securely attached to a sturdy board. Project is required to have a secured wire hanger on back, ready to hang for exhibit. Notebook must be included.

72076 - Best Exhibit in class 72075 (R)

72077 - Genealogy Research Project- Member must write a report (no less than one page) of a detailed account of one person in the genealogy notebook, or about one facet of the study of genealogy. Report must accompany the Genealogy notebook from class 72071 and be ready for display.

72078 - Best Exhibit in class 72077 (R)

72079 - Best-of-Show in classes 72072, 72074, 72076 & 72078 (TR)

Section T - Home Design (A, B, C premium table = 2)

Learning Objective: 4-H Home design offers 4-H members opportunities to learn and demonstrate home design.

1. Exhibits in classes 72080 & 72082 must be accompanied by "before" and "after" photos mounted on an 11" x 14" poster, with the photographs appropriately labeled.

Class

72080 - Re-upholstered furniture. (See rule no. 1.)

72081 - Best Exhibit in class 72080 (R)

72082 - Refinished or remade furniture. (See rule no. 1.)

72083 - Best Exhibit in class 72082 (R)

72084 - Accessories to improve the overall decor of a room, including kits, do-it-yourself items and remade accessories.

72085 - Best Exhibit in class 72084 (R)

72086 - Model of a room and/or home design plastic or 3-ring binder notebook and/or a 3-D exhibit (11" x 14" x 7") showing some phase of home design or improvement that the exhibitor actually worked on.

72087 - Best Exhibit in class 72086 (R)

72088 - Best-of-Show in classes 72081, 72083, 72085 & 72087. (TR)

Section U - Rugs (A, B, C premium table = 2)

Learning Objective: 4-H Rugs offers 4-H members opportunities to learn and demonstrate how to make rugs.

1. **If latch hook is used, exhibit in Department 63, Section F - Latch Hook.**

Class

72089 - Braided rug made - any size (See Rule 1).

72090 - Knotted rug made - any size.

72091 - Rug made on a loom - any size.

72092 - Best Exhibit in Rugs. (R)

Section V - Landscaping (A, B, C premium table = 2)

1. If plastic or 3-ring binder notebook is part of exhibit, member must indicate starting point of new information each year.

Class

72093 - Landscaping Project - exhibit before and after photographs, sketch or scale model of actual landscaping project completed by member.

72094 - Trees/Shrubs - tree and/or shrub leaf and twig collection with proper identification or plastic or 3-ring binder notebook and poster 11" x 14" on tree/shrub selection and care, including planting, fertilizing, pruning, spraying, etc.

72095 - Best Exhibit in Landscaping. (R)

Section W - Citizenship (A, B, C premium table = 2)

Learning Objective: Citizenship offers 4-H members opportunities to learn and demonstrate civic involvement, government and overall citizenship or leadership skills.

Class

72096 - Michigan Local or State Citizenship - plastic or 3-ring binder notebook and poster 11" x 14" containing information on what has been learned about Michigan state government/citizenship.

72097 - National Citizenship - plastic or 3-ring binder notebook and poster 11" x 14" containing information on what has been learned about national (United States) government/citizenship.

72098 - International Citizenship - plastic or 3-ring binder notebook and poster 11" x 14" containing information on what has been learned about the government/citizenship of another country other than the United States.

72099 - Best Exhibit in Citizenship. (R)

Section X - Teen Leadership (A, B, C premium table = 2)

Learning Objective: Leadership offers 4-H members opportunities to learn and demonstrate civic involvement, government and overall citizenship or leadership skills.

1. Exhibitor must be enrolled in the 4-H Teen Leadership Project, and must be at least 12 years of age by January 1 of current year to serve as a teen leader. Shooting sports project exhibitors must be 16 as of January 1 of current year to serve as a teen leader.
2. A copy of the **4-H Teen Leadership Project Guidelines** can be viewed and/or downloaded at www.canr.msu.edu/st_joseph/4-h/4_h_still_projects.
3. **Attention:** Only include current year teen leadership project-related information in your notebook.
4. Poster must be 11" x 14".

Class

72100 - First-Year Teen Leader - notebook and poster.

72101 - Best-of-Show in class 72100 (Pen Set & R)

72102 - Second-Year Teen Leader - notebook and poster.

72103 - Best-of-Show in class 72102 (Pen Set & R)

72104 - Third-Year Teen Leader - notebook and poster.

72105 - Best-of-Show in class 72104 (Pen Set & R)

72106 - Advanced Teen Leader - notebook and poster.

72107 - Best-of-Show in class 72106 (Pen Set & R)

Section Y - Bicycle Care/Safety/Touring
(A, B, C premium table = 2)

Learning Objective: 4-H Bicycle Care/Safety/Touring offers 4-H members opportunities to learn and demonstrate bicycle care, repairs, safety and touring.

Class

- 72108 - Poster 11" x 14" that tells a story using pictures and words, about what has been learned about bicycle care, safety or touring.
72109 - Best Exhibit in class 72108 (R)

Section Z - Fish, Fun & Fellowship
(A, B, C premium table = 2)

Learning Objective: 4-H Fish, Fun & Fellowship offers 4-H members opportunities to learn and demonstrate the pastime of fishing.

Class

- 72110 - Poster 11" x 14" showing what has been learned about fishing as a recreational pastime.
72111 - Best-of-Show in class 72110 (TR)

Section ZA - Fly Tying
(A, B, C premium table = 2)

Learning Objective: 4-H Fly Tying offers 4-H members opportunities to learn and demonstrate the art of Fly Tying.

Class

- 72112 - Fishing lure - exhibit one best "fly" made, and a 3-D exhibit showing what has been learned about fly tying.
72113 - Best-of-Show in class 72112 (TR)

Section ZB - Kite Flying
(A, B, C premium table = 2)

Learning Objective: 4-H Kite Flying offers 4-H members opportunities to learn and demonstrate kite flying.

1. See **4-H Kite Flying Project Guidelines** available at the St. Joseph County MSU Extension office for project requirements (including plastic or 3-ring binder notebook requirements), rules and safety guidelines.
2. Kite may be made of any material suitable for flying.
3. Windsocks may be included on kite string if desired.

Class

- 72114 - Purchased Kite (8-11 years old) - kite flying plastic or 3-ring binder notebook and flying demonstration.
72115 - Purchased Kite (12-14 years old) - kite flying plastic or 3-ring binder notebook and flying demonstration.
72116 - Purchased Kite (15-19 years old) - kite flying plastic or 3-ring binder notebook and flying demonstration.
72117 - Best Exhibit in classes 72114, 72115 & 72116 (R)
72118 - Homemade Kite (8-11 years old) - kite flying plastic or 3-ring binder notebook and flying demonstration.
72119 - Homemade Kite (12-14 years old) - kite flying plastic or 3-ring binder notebook and flying demonstration.
72120 - Homemade Kite (15-19 years old) - kite flying plastic or 3-ring binder notebook and flying demonstration.
72121 - Best Exhibit in classes 72118, 72119 & 72120 (R)

- 72122 - Two-String Stunt Kite (8-11 years old) - kite flying plastic or 3-ring binder notebook and flying demonstration.
72123 - Two-String Stunt Kite (12-14 years old) - kite flying notebook and flying demonstration.
72124 - Two-String Stunt Kite (15-19 years old) - kite flying plastic or 3-ring binder notebook and flying demonstration.
72125 - Best Exhibit in classes 72122, 72123 & 72124 (R)
72126 - Best-of-Show in classes 72117, 72121 & 72125 (TR)

Section ZC - Recreation Ideas/Games Kit
(A, B, C premium table = 2)

Learning Objective: 4-H Recreational Ideas/Games Kit offers members opportunities to learn and demonstrate their collection of recreational games and ideas.

Class

- 72127 - Collection of recreation ideas/games displayed in a plastic/3-ring binder notebook/kit (i.e., recreation ideas/games listed on index cards, and kept in an index card file and organized by type of activity) and poster 11"x14" explaining why recreation and games are important. Member must identify new information if notebook/kit are added to year after year (i.e., label with year added).
72128 - Best Exhibit in class 72127 (R)

Shooting Sports (Sections ZD - ZG)

Learning Objective: 4-H Shooting Sports offers members opportunities to learn and demonstrate safe practices in hunter safety as well as become more skilled in particular disciplines.

1. Those exhibitors not desiring to participate in shooting skills portion of this project should exhibit in Section ZD. Those members desiring to participate in the discipline meetings and shoots should exhibit in Sections ZE - ZG. All exhibitors are required to attend at least **50%** of the meetings and shoots. Leaders will provide all necessary forms and schedules for the meetings and shoots.
2. **All 4-H members who will be competing in the discipline meetings and shoots are required to exhibit in Section ZD.**
3. All tournament rules must be followed or exhibitors will be disqualified, and may be expelled from the shooting sports project.
4. All exhibitors must submit a completed parent's approval and health statement form to the discipline leader each year.
5. The County Shooting Sport tournament disciplines will take place at the St. Joseph County Sportsman Conservation Club.
6. Contact the shooting sports leader or MSU Extension for guidelines.

Section ZD - Shooting Sports Notebook
(A, B, C premium table = 2)

1. All Shooting Sports discipline participants are required to participate in and complete this section. If any member fails to complete this section, no premium monies will be paid for the Shooting Sports Department.
2. Judging of this section will take place during still project judging.

- A separate plastic or 3-ring binder notebook is required for each discipline. Display targets or score cards divided per discipline.

Class

- 72129 - Archery Notebook - 8-19 years old.
- 72130 - Best-of-Show in class 72129 (TR)
- 72131 - BB Gun Notebook - 8-19 years old.
- 72132 - Best-of-Show in class 72131 (TR)
- 72133 - Shotgun Notebook - 12-19 years old.
- 72134 - Best-of-Show in class 72133 (TR)
- 72135 - Riflery Notebook - 12-19 years old.
- 72136 - Best-of-Show in class 72135 (TR)
- 72137 - Air Rifle Notebook - 10-19 years old.
- 72138 - Best-of-Show in class 72137 (TR)
- 72139 - Muzzle loading Notebook - 12-19 years old.
- 72140 - Best-of-Show in class 72139 (TR)
- 72141 - Hunters Safety Notebook - 8-19 years old.
- 72142 - Best-of-Show in class 72141 (TR)

**Section ZE - Shooting Sports - Riflery
(Placing premium table = 102)**

- The following age requirement (by January 1 of current year) must be met to participate in these areas: BB Gun must be 8 years old; Air Rifle must be 10 years old and hold a valid Hunters Education Certificate, and .22 Caliber Rifle must be 12 years old and hold a valid Hunters Education Certificate.

Class

- 72143 - Beginner BB Gun (8-11 years old). (TR)
- 72144 - Jr. BB Gun (12-14 years old). (TR)
- 72145 - Sr. BB Gun (15-19 years old). (TR)
- 72146 - Beginner 3-Position (10-11 years old). (TR)
- 72147 - Jr. 3-Position (12-14 years old). (TR)
- 72148 - Sr. 3-Position (15-19 years old). (TR)
- 72149 - Jr. Precision Air Rifle (12-14 years old). (TR)
- 72150 - Sr. Precision Air Rifle (15-19 years old). (TR)
- 72151 - Jr. Field Rifle (12-14 years old). (TR)
- 72152 - Sr. Field Rifle (15-19 years old). (TR)
- 72153 - Jr. Target Rifle (12-14 years old). (TR)
- 72154 - Sr. Target Rifle (15-19 years old). (TR)
- 72155 - Jr. Traditional Muzzle Loading (12-14 years old) (TR)
- 72156 - Sr. Traditional Muzzle Loading (15-19 years old) (TR)
- 72157 - Jr. Open Class Muzzle Loading (12-14 years old) (TR)
- 72158 - Sr. Open Class Muzzle Loading (15-19 years old) (TR)

**Section ZF - Shooting Sports - Shotgun
(Placing premium table = 102)**

- Member **must** be 12 years old (by January 1 of current year) to participate in Trapshooting and Skeet and hold a valid Hunters Education Certificate.

Class

- 72159 - Jr. Trapshooting (12-14 years old). (TR)
- 72160 - Sr. Trapshooting (15-19 years old). (TR)
- 72161 - Jr. Skeet (12-14 years old). (TR)
- 72162 - Sr. Skeet (15-19 years old). (TR)
- 72163 - Jr. Trap Shooting Doubles (12-14 years old). (TR)
- 72164 - Sr. Trap Shooting Doubles (15-19 years old). (TR)

**Section ZG - Shooting Sports - Archery
(Placing premium table = 102)**

- Member **must** be 8 years old (by January 1 of current year) and hold a valid Hunters Education Certificate.
- For all archery classes there is a maximum 60 lb. draw weight.

Class

- 72165 - Unsighted Target Beginner (8-11 years old). (TR)
- 72166 - Unsighted Target Jr. (12-14 years old). (TR)
- 72167 - Unsighted Target Sr. (15-19 years old). (TR)
- 72168 - Sighted Target Beginner (8-11 years old). (TR)
- 72169 - Sighted Target Jr. (12-14 years old). (TR)
- 72170 - Sighted Target Sr. (15-19 years old). (TR)
- 72171 - Open Target Beginner (8-11 years old). (TR)
- 72172 - Open Target Jr. (12-14 years old). (TR)
- 72173 - Open Target Sr. (15-19 years old). (TR)
- 72174 - Unsighted 3-D Target Beginner (8-11 years old). (TR)
- 72175 - Unsighted 3-D Target Jr. (12-14 years old). (TR)
- 72176 - Unsighted 3-D Target Sr. (15-19 years old). (TR)
- 72177 - Sighted 3-D Target Beginner (8-11 years old). (TR)
- 72178 - Sighted 3-D Target Jr. (12-14 years old). (TR)
- 72179 - Sighted 3-D Target Sr. (15-19 years old). (TR)
- 72180 - Open 3-D Target Beginner (8-11 years old). (TR)
- 72181 - Open 3-D Target Jr. (12-14 years old). (TR)
- 72182 - Open 3-D Target Sr. (15-19 years old). (TR)

**Section ZH - Individual Sports
(A, B, C premium table = 2)**

Learning Objective: 4-H Individual Sports offers 4-H members opportunities to learn, research and demonstrate a particular individual sport.

Class

- 72183 - Poster 11" x 14" and/or plastic or 3-ring binder notebook that tells a story, using pictures and words, about what you have learned about a particular individual sport (i.e., history, rules, sportsmanship, etc.).
- 72184 - Best Exhibit in class 72183 (R)

**Section ZJ - Team Sports
(A, B, C premium table = 2)**

Learning Objective: 4-H Team Sports offers 4-H members opportunities to learn, research and demonstrate a particular team sport.

Class

- 72185 - Poster 11" x 14" and/or plastic or 3-ring binder notebook that tells a story, using pictures and words, about what you have learned about a particular team sport (i.e., history, rules, sportsmanship, etc.).
- 72186 - Best-of-Show in class 72185 (TR)

**Section ZK - Cloverbud Projects
(No Premiums - Ribbons Only)**

Learning Objective: To have fun creating and interacting with other Cloverbud members; learn about 4-H animals and display knowledge learned; learn new craft skills, and how to select tools for display; learn new gardening skills, and select a sample garden project for display.

1. All Cloverbuds may exhibit one exhibit in each class 72187-72212 as applicable.
2. The **Cloverbud Still Project Guidelines** can be found at www.canr.msu.edu/st_joseph/4-h/4_h_still_projects
3. The Cloverbud demonstration animal species for **2024** are **Dairy Feeder Steer, Sheep, Goats, Swine, Rabbits, Horses, and Dogs**. A copy of the Cloverbud Animal Demonstration Guidelines is available for download at www.canr.msu.edu/st_joseph/4-h/cloverbud-corner
4. All projects that are framed must be ready to hang with a wire. **No** "saw tooth" style hangers.

Class

- 72187 - Animal Demonstration: Dairy Feeder Steer - Showmanship.
 72188 - Animal Demonstration: Sheep - Showmanship.
 72189 - Animal Demonstration: Goat - Showmanship.
 72190 - Animal Demonstration: Swine - Showmanship.
 72191 - Animal Demonstration: Rabbit - Showmanship.
 72192 - Animal Demonstration: Horse - Showmanship.
 72193 - Animal Demonstration: Horse - Equitation.
 72194 - Animal Demonstration: Horse - Gymkhana.
 72195 - Animal Demonstration: Horse - Costume.
 72196 - Animal Demonstration: Horse - Driving.
 72197 - Animal Demonstration: Horse - In-Hand.
 72198 - Animal Demonstration: Dog - Showmanship.
 72199 - Animal Science - Poster.
 72200 - Crafts - Puzzles.
 72201 - Crafts - Models.
 72202 - Crafts - Construction Toys.
 72203 - Crafts - Any Other Craft.
 72204 - Cultural Arts - Plaster Craft.
 72205 - Cultural Arts - Playdough.
 72206 - Cultural Arts - Water Color.
 72207 - Cultural Arts - Drawing.
 72208 - Cultural Arts - Writing.
 72209 - Cultural Arts - Any Other Cultural Arts project.
 72210 - Gardening - Flowers.
 72211 - Gardening - Vegetable.
 72212 - Gardening - Indoor.

Department 73 - Demonstrations

Section A - Sweepstakes Showmanship

1. Participation in the Sweepstakes Showmanship Contest is open to all exhibitors' ages 15-19 (as of January 1 of current project year) who are 1st place winners in the senior showmanship class in: Beef Cattle, Dairy Beef, Dairy Cattle, Goat - Dairy, Goat - Meat, Horse, Sheep, and Swine.
2. Participants will be required to show an animal from each animal species represented in the contest.
3. Assigned animals will be determined by a blind draw the night of Sweepstakes.
4. Previous winners of the St. Joseph County Sweepstakes Showmanship Contest are not eligible to compete.
5. If an exhibitor is eligible to represent more than one species, they will represent the species they placed highest. If placings are equal, they will represent the species that was first exhibited at the fair. The second-place senior showman will serve as representative for the other species unless they

- are the 1st place Senior Showman in a third species. Then the 3rd place showman will represent the second species.
6. Educational study packets will not be distributed until **5:00 p.m. on Wednesday, September 18, 2024.**
 7. Dress code:
 - dark-colored jeans
 - white long-sleeve shirt (must be tucked in)
 - belt with plain buckle
 - leather boots or shoes
 - no ties or hats allowed
 8. In the event of a tie, the tie shall be broken by tallying the total number times each competitor placed 1st in each species. The winner shall be the competitor with the most 1st places. If there still remains a tie, the number of 2nd place scores shall be used and so on until a winner is determined.
 9. Top scores for each species for the night will receive that species medal.

Class

- 7300 - Sweepstakes Showmanship:
1st = Clock, Champion Showman Rosette & \$100 Scholarship
2nd = Plaque & Res. Champ. Showman Rosette
3rd = Finalist Rosette
4th = Finalist Rosette
5th = Finalist Rosette
6th = Finalist Rosette
7th = Finalist Rosette
8th = Finalist Rosette

Section B - Modeling (A, B, C premium table = 2)

Learning Objective: 4-H Modeling offers 4-H members opportunities to show off their textile designs and become more comfortable in front of audiences as well as writing.

1. This section is open to any exhibitor interested in modeling a sewing, knitting, crocheting or wardrobe personalization garment(s) constructed by exhibitor, and exhibited at the current year's fair.
2. The St. Joseph County MSU Extension office will post online a **4-H Modeling Information Sheet** at www.canr.msu.edu/st_joseph/4-h/4_h_fair which contains information on preparing for the Style Revue, including preparation of "garment description" to be read at 4-H Style Revue.
3. The 4-H Style Revue will be held in the **TBD** at 6:45 p.m. on **Wednesday, September 18, 2024.**

Class

- 7301 - Modeling - 8-11 years old
 7302 - Best Model in class 7301 (TR)
 7303 - Modeling - 12-14 years old
 7304 - Best Model in class 7303 (TR)
 7305 - Modeling - 15-19 years old
 7306 - Best Model in class 7305 (TR)

Section C - Animal Project Demonstrations (A, B, C premium table = 2)

Learning Objective: Animal Project Demonstrations offer 4-H members opportunities to gain public speaking skills and show an educational aspect of their animal project.

1. Exhibitor must register for demonstration on special **4-H Demonstration/Performance Entry Form** available online at www.canr.msu.edu/st_joseph/4-h/4_h_fair. Completed form is due in the St. Joseph County MSU Extension office by **Monday, August 12, 2024**.
2. Exhibitor must schedule his/her demonstration time on Saturday, September 14, 2024 in Building No. 46, during the time of 8:30 a.m. - 1:00 p.m. Each demonstration will be 10 minutes in length.
3. A team consists of two exhibitors. Each member of the team must complete and submit a 4-H Demonstration/Performance Entry Form.
4. A different demonstration must be done each year.
5. Trophies/rosettes will be provided for each member of a team receiving a Best Demonstration award.
6. Exhibitor may do one individual and one team demonstration.
7. Exhibitor must set up his/her own demonstration and furnish the necessary equipment.
8. 4-H Animal Project Demonstrations will take place by appointment on Wednesday, September 18, 2024 starting at **3:00 p.m.**

Class

- 7307 - Beginning Individual Animal Project Demonstration, 8-11 years old
 7308 - Best Demonstration in class 7307 (PR)
 7309 - Intermediate Individual Animal Project Demonstration, 12-14 years old
 7310 - Best Demonstration in class 7309 (PR)
 7311 - Advanced Individual Animal Project Demonstration, 15-19 years old
 7312 - Best Demonstration in class 7311 (PR)
 7313 - Team Animal Project Demonstration - See Rule 3
 7314 - Best Team Animal Project Demonstration in class 7313 (PR)

Section D - Still Project Demonstrations (A, B, C premium table = 2)

Learning Objective: Still Project Demonstrations offers 4-H members opportunities to show off their talents on stage either as an individual or in a team.

1. Exhibitor must register for demonstration on special **4-H Demonstration/Performance Entry Form** available at www.canr.msu.edu/st_joseph/4-h/4_h_fair. Completed form is due in the St. Joseph County MSU Extension office by **Monday, August 12, 2024**.
2. The 4-H Still Project Demonstration/Performance Program will take place by appointment on **Wednesday, September 18, 2024 starting at 3:00 p.m.**
3. Exhibitor/Performer must schedule his/her demonstration/performance time on Saturday, September 14 in Building No. 46 during the time of 8:30 a.m. - 1:00 p.m. Each demonstration/performance will be no more than 10 minutes in length.
4. A team consists of two exhibitors/performers. Each member of the team must complete and submit a 4-H Demonstration/Performance Entry Form.
5. Trophies/rosettes will be provided for each member of a team/group receiving a Best Demonstration/Performance award.
6. A different demonstration/performance must be made/done each year.

7. Exhibitor may do one individual, one team, and one group demonstration/performance for each section.
8. Exhibitor must set up his/her own demonstration and furnish the necessary equipment.

Class

- 7315 - Beginning Individual Still Project Demonstration, 8-11 years old
 7316 - Best Demonstration in class 7315 (PR)
 7317 - Intermediate Individual Still Project Demonstration, 12-14 years old
 7318 - Best Demonstration in class 7317 (PR)
 7319 - Advanced Individual Still Project Demonstration, 15-19 years old
 7320 - Best Demonstration in class 7319 (PR)
 7321 - Team Still Project Demonstration - See Rule 4
 7322 - Best Team Still Project Demonstration in class 7321 (PR)

Section E - Public Speaking/Illustrated Talks (A, B, C premium table = 2)

Learning Objective: Public Speaking/Illustrated Talks offers 4-H members opportunities to experience public speaking in front of a live audience.

1. **Same rules as Department 73, Section D - Still Project Demonstrations.**

Class

- 7323 - Beginning Individual Speech/Talk - 8-11 years old
 7324 - Best Presentation in 7323 (PR)
 7325 - Intermediate Individual Speech/Talk - 12-14 years old
 7326 - Best Presentation in 7325 (PR)
 7327 - Advanced Individual Speech/Talk - 15-19 years old
 7328 - Best Presentation in 7327 (PR)
 7329 - Team Speech/Talk - See Rule 4
 7330 - Best Team Presentation in class 7329 (PR)

Performing Arts (Sections F - K)

Learning Objective: 4-H Performing Arts offers 4-H members opportunities to learn and demonstrate performing arts.

1. Same rules as Department 73, Section D - Still Project Demonstrations
2. A group consists of three or more performers. Each member of the group must complete and submit a 4-H Demonstration/Performance Entry Form.

Section F - Dance (A, B, C premium table = 2)


Class

- 7331 - Beginning Individual Dance, 8-11 years old
 7332 - Best Dance Performance in class 7331 (R)
 7333 - Intermediate Individual Dance, 12-14 years old
 7334 - Best Dance Performance in class 7333 (R)
 7335 - Advanced Individual Dance, 15-19 years old
 7336 - Best Dance Performance in class 7335 (R)
 7337 - Best Individual Dance Performance Overall in classes 7332, 7334 & 7336 (PR)
 7338 - Team Dance Performance
 7339 - Group Dance Performance
 7340 - Best Team/Group Dance Performance Overall in classes 7338 & 7339 (PR)

Section G - Drama
(A, B, C premium table = 2)

Class

- 7341 - Beginning Individual Performance, 8-11 years old
- 7342 - Best Drama Performance in class 7341 **(R)**
- 7343 - Intermediate Individual Performance, 12-14 years old
- 7344 - Best Drama Performance in Class 7343 **(R)**
- 7345 - Advanced Individual Performance, 15-19 years old
- 7346 - Best Drama Performance in Class 7345 **(R)**
- 7347 - Best Individual Drama Performance Overall in classes 7342, 7344 & 7346 **(PR)**
- 7348 - Team Drama Performance
- 7349 - Group Drama Performance
- 7350 - Best Team/Group Drama Performance Overall in classes 7348 & 7349 **(PR)**



2024 St. Joseph County Grange Fair

Section H - Instrumental Music
(A, B, C premium table = 2)

Class

- 7351 - Beginning Individual Performance, 8-11 years old
- 7352 - Best Instrumental Music Performance in Class 7351 **(R)**
- 7353 - Intermediate Individual Performance, 12-14 years old
- 7354 - Best Instrumental Music Performance in Class 7353 **(R)**
- 7355 - Advanced Individual Performance, 15-19 years old
- 7356 - Best Instrumental Music Performance in Class 7355 **(R)**
- 7357 - Best Individual Instrumental Music Performance Overall in classes 7352, 7354 & 7356 **(PR)**
- 7358 - Team Instrumental Music Performance
- 7359 - Group Instrumental Music Performance
- 7360 - Best Team/Group Instrumental Music Performance Overall in classes 7358 & 7359 **(PR)**

Section J - Vocal Music
(A, B, C premium table = 2)

Class

- 7361 - Beginning Individual Performance, 8-11 years old
- 7362 - Best Vocal Music Performance in class 7361 **(R)**
- 7363 - Intermediate Individual Performance, 12-14 years old
- 7364 - Best Vocal Music Performance in class 7363 **(R)**
- 7365 - Advanced Individual Performance, 15-19 years old
- 7366 - Best Vocal Music Performance in class 7365 **(R)**
- 7367 - Best Individual Vocal Music Performance Overall in classes 7362, 7364 & 7366 **(PR)**
- 7368 - Team Vocal Music Performance
- 7369 - Group Vocal Music Performance
- 7370 - Best Team/Group Vocal Music Performance Overall in classes 7368 & 7369 **(PR)**

Section K - Other Performing Arts
(A, B, C premium table = 2)

Class

- 7371 - Beginning Individual Performance, 8-11 years old
- 7372 - Best Other Performance in class 7371 **(R)**
- 7373 - Intermediate Individual Performance, 12-14 years old
- 7374 - Best Other Performance in class 7373 **(R)**
- 7375 - Advanced Individual Performance, 15-19 years old
- 7376 - Best Other Performance in class 7375 **(R)**
- 7377 - Best Individual Other Performance Overall in classes 7372, 7374 & 7376 **(PR)**
- 7378 - Team Other Performance
- 7379 - Group Other Performance
- 7380 - Best Team/Group Other Performance Overall in classes 7378 & 7379 **(PR)**

Premium Tables
4-H & Other Youth Fair Premium Book
2024 St. Joseph County Grange Fair

Premium table numbers are listed directly under each section heading (and in some cases for specific classes), and refer to the premium tables listed below. The premium table for a given section applies to all classes in the section. **Exception:** No premiums are awarded in Best Exhibit, Best-in-Class, Best-of-Show, Champion, Reserve Champion, Grand Champion or Reserve Grand Champion classes. **Note:** In the event the receipts of the fair or MDA funding are insufficient to pay the expenses and premiums in full, the premiums will be prorated among those entitled to premiums.

A, B, C Premium Tables			
Table No.	"A" Rating	"B" Rating	"C" Rating
1	3.00	2.00	1.00
2	4.00	3.00	2.00
3	5.00	4.00	3.00
4	6.00	5.00	4.00
5	7.00	6.00	5.00
6	8.00	7.00	6.00
7	10.00	5.00	3.00
7a	11.00	7.00	4.00
8	15.00	10.00	----
9	15.00	10.00	5.00
10	18.00	11.00	7.00
11	25.00	15.00	----
12	25.00	15.00	10.00
12a	25.00	18.00	11.00
13	35.00	25.00	----
14	35.00	25.00	15.00

Placing Premium Tables								
Table No.	1st	2nd	3rd	4th	5th	6th	7th	8th
101	5.00	4.00	3.00	2.00	1.00	1.00	1.00	1.00
102	6.00	5.00	4.00	3.00	2.00	2.00	2.00	2.00
103	7.00	6.00	5.00	4.00	3.00	3.00	3.00	3.00
104	8.00	7.00	6.00	5.00	4.00	4.00	4.00	4.00
105	8.00	7.00	6.00	5.00	4.00	3.00	2.00	1.00
105a	12.00	10.00	9.00	7.00	6.00	5.00	3.00	2.00
106	15.00	10.00	5.00	4.00	3.00	2.00	2.00	2.00
107	16.00	14.00	12.00	10.00	8.00	6.00	4.00	2.00



4-H Youth Development Program St. Joseph County, Michigan



I pledge...



my **HEAD** to clearer thinking,



my **HEART** to greater loyalty,



my **HANDS** to larger service,



my **HEALTH** to better living,

For my club, my community, my country and my world.

The Michigan 4-H Youth Program is the youth development program of Michigan State University Extension. MSU Extension programs and materials are open to all without regard to race, color, national origin, gender, gender identity, religion, age, height, weight, disability, political beliefs, sexual orientation, marital status, family status or veteran status. Whether you are a senior citizen or young member of the family, there's a place for YOU in the 4-H Program!

Contact number the week of the Fair:

4-H Fair Office: (269) 467-5511

Here is how to learn more about 4-H...

Stop and visit us at the St. Joseph County MSU Extension office to learn more about youth development opportunities available through 4-H! Office hours are 8:00 a.m. - 5:00 p.m. Monday through Friday.

St. Joseph County MSU Extension
Courthouse Annex II
612 E. Main Street
Centreville, MI 49032

Phone: (269) 467-5511
Fax: (269) 467-5641

Website: www.canr.msu.edu/st_joseph/

E-mail: msue.stjoseph@county.msu.edu