

Name _____

Club _____

Age _____ (as of January 1)

St. Joseph County 4-H Youth Program

Year 4

4-H Horse Science Project



Year 4 4-H Horse Science Project exhibit requirements are as follows:

- ❖ 4-H Horse Project Story and photographs.
- ❖ Bit types, parts and uses.
- ❖ Number, types and eruption sequence of horse teeth.
- ❖ Horse Science related definitions.
- ❖ Western and English riding attire.
- ❖ Up-to-date "Member's Personal 4-H Record". Bulletin is available at the MSU Extension office, 612 E. Main St., Centreville, Michigan.

Attention: Project materials must be exhibited in a three-ring binder notebook. Each consecutive year's Horse Science Project work should be added to the notebook, with labeled dividers placed between each year's work (i.e. Year 1, Year 2, Year 3, etc.). Member's name, birth date, address and phone number must be listed on inside front notebook cover.

Pictures of you and your horse

STABLE RECORD

Horse _____ Age _____ Weight _____
 Height _____ Normal pulse _____ temperature _____
 Respiration _____ Owner _____

DATE

worming							
tubed							
flu vaccine							
eastern/ western							
tetanus							
farrier							
rabies							
rhinomune							
coggins							
teeth floated							
other							

A. Identify each bit and also each numbered part of each bit

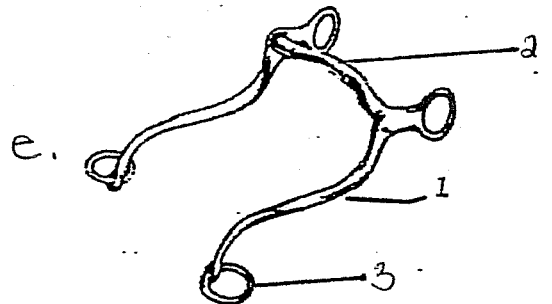
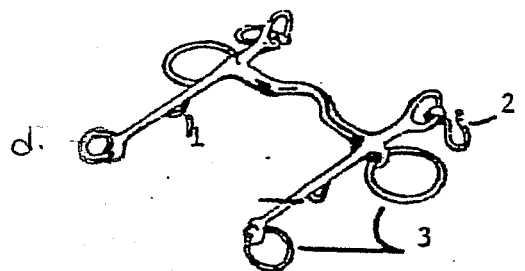
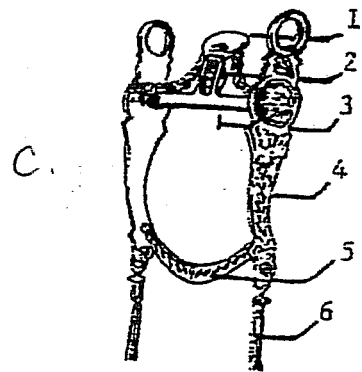

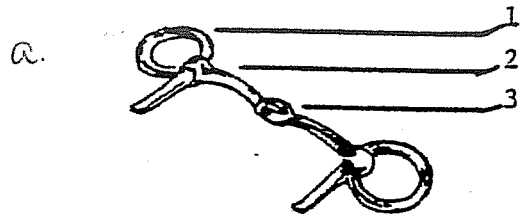
a. _____
 1. _____
 2. _____
 3. _____

b. _____
 1. _____
 2. _____
 3. _____

c. _____
 1. _____
 2. _____
 3. _____
 4. _____
 5. _____
 6. _____

d. _____
 1. _____
 2. _____
 3. _____

e. _____
 1. _____
 2. _____
 3. _____



A. con't-

f. _____

1. _____

2. _____

3. _____

g. _____

1. _____

2. _____

h. _____

1. _____

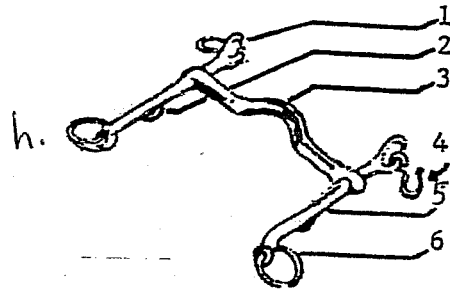
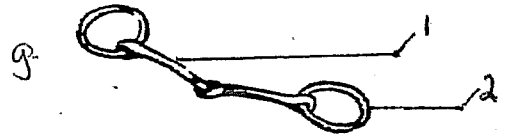
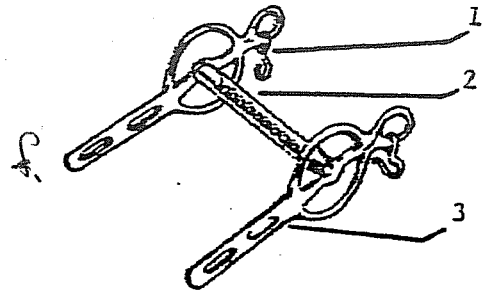
2. _____

3. _____

4. _____

5. _____

6. _____



A. Choose three different bits from the preceding and tell what style of riding they are used for

1. _____

2. _____

3. _____

4. _____

5. _____

B. Describe and explain the use of the following.

1. Standing martingale _____

2. Running martingale _____

3. Breastplate _____

4. Splint boots _____

5. Skid boots _____

6. Crupper _____

C. How many teeth does a male horse have? _____ Mare? _____

What are milk teeth? _____

What are tushes? _____

What are wolf teeth? _____

What is floating, why and how often is it done? _____

D. Define the following terms.

1. Angle of bite _____

2. Cribbers _____

3. Dental star _____

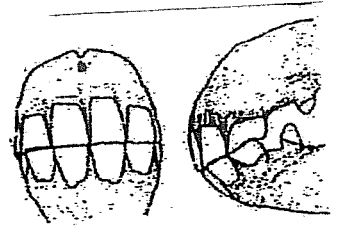
4. Parrot mouth _____

5. Smooth mouth _____

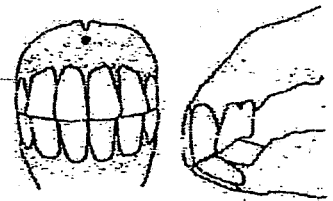
6. Wear _____

E. con't-

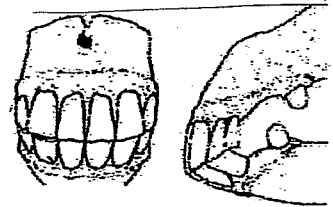
2. age _____



3. age _____



4. age _____



F. Describe the proper show attire for both Western and English riding.

1. Western Stock Seat. _____

2. English

a. Hunt Seat _____

b. Dressage _____

c. Saddle Seat. _____

3. Show pictures for each of the above styles of riding.

F. con't-

4. Describe the proper attire for show ring driving.

G.

Personal Member Record Book.